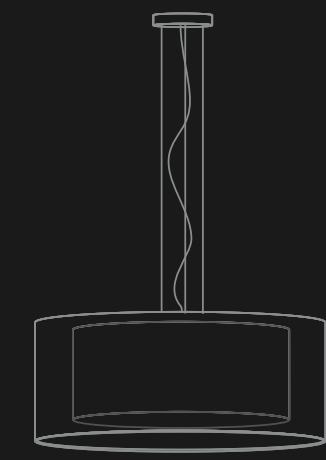
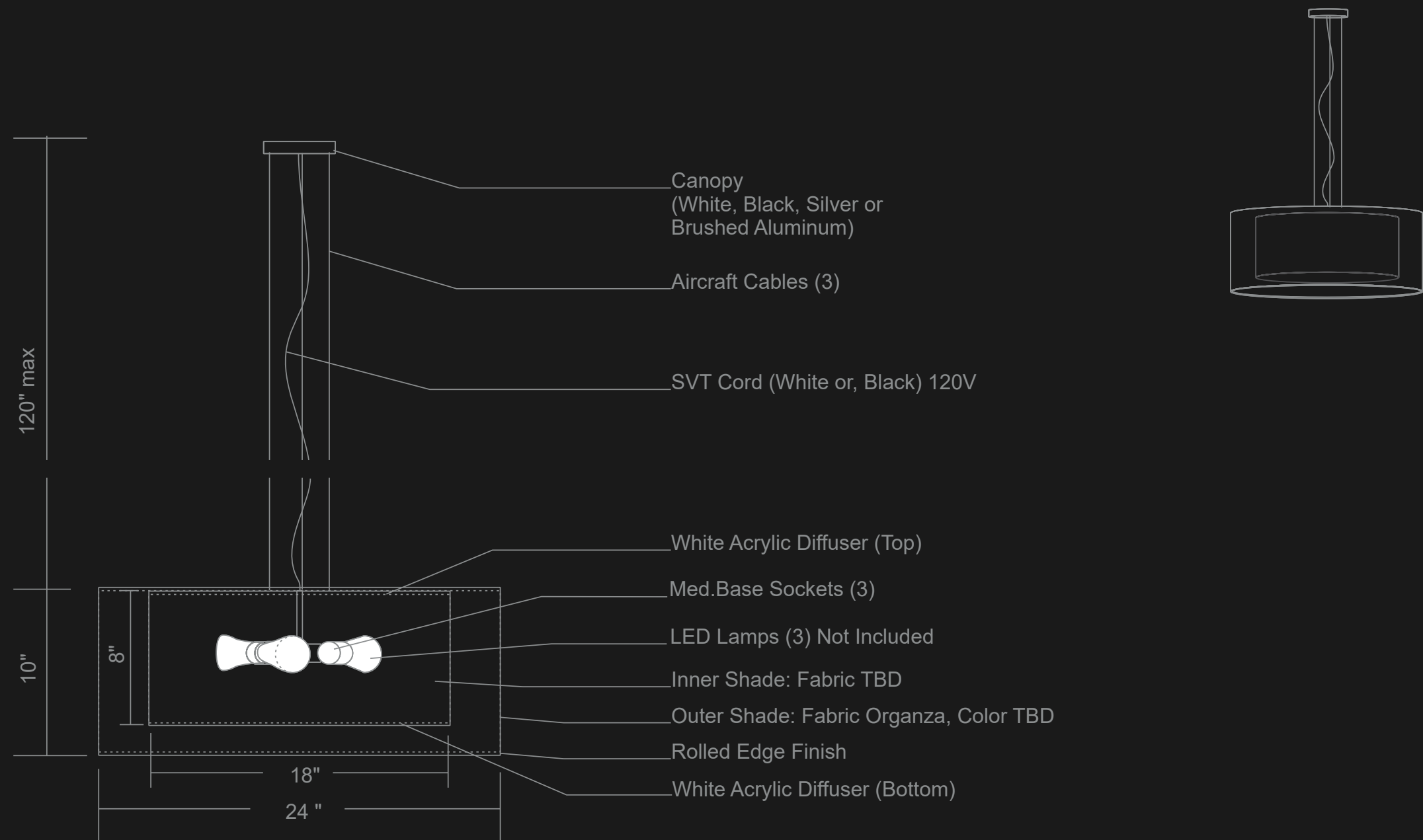


LAMPOLITE

DOUBLE DRUM 24
Incandescent or LED



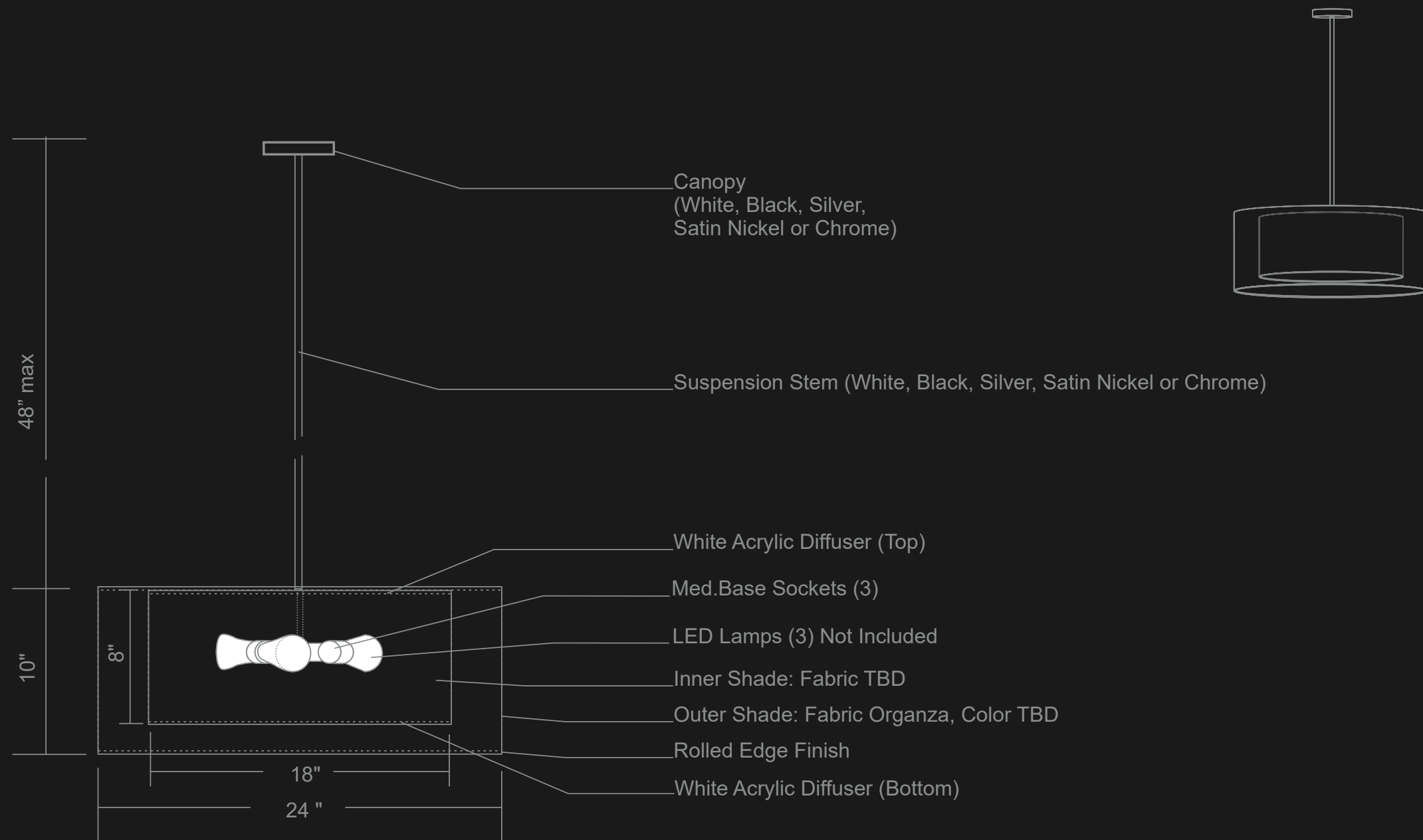
Part Number/numéro de produits:
AB-DRUM-SH+SH-SC-24-INC



THE FINAL PRODUCT MAY VARY SLIGHTLY
COMPARE TO THE APPROVED TECHNICAL DRAWING

TOUS LES DESSINS DEMEURENT LA PROPRIÉTÉ DE LAMPOLITE
ALL DRAWINGS REMAIN THE PROPERTY OF LAMPOLITE

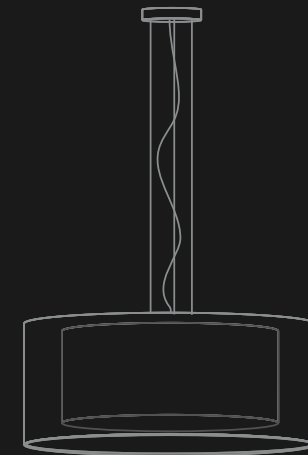
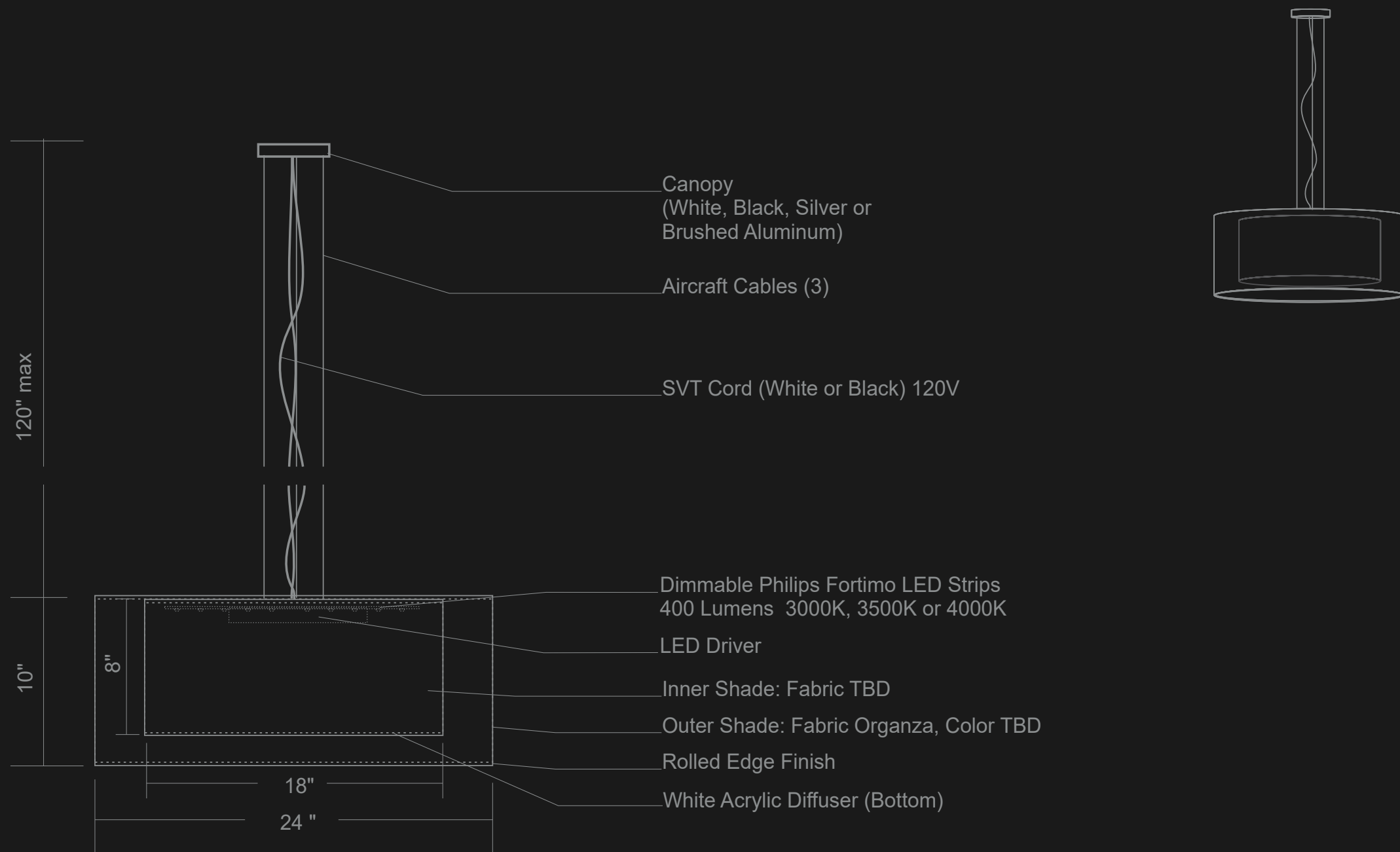
Part Number/numéro de produits:
AB-DRUM-SH+SH-ST-24-INC



THE FINAL PRODUCT MAY VARY SLIGHTLY
COMPARE TO THE APPROVED TECHNICAL DRAWING

TOUS LES DESSINS DEMEURENT LA PROPRIÉTÉ DE LAMPOLITE
ALL DRAWINGS REMAIN THE PROPERTY OF LAMPOLITE

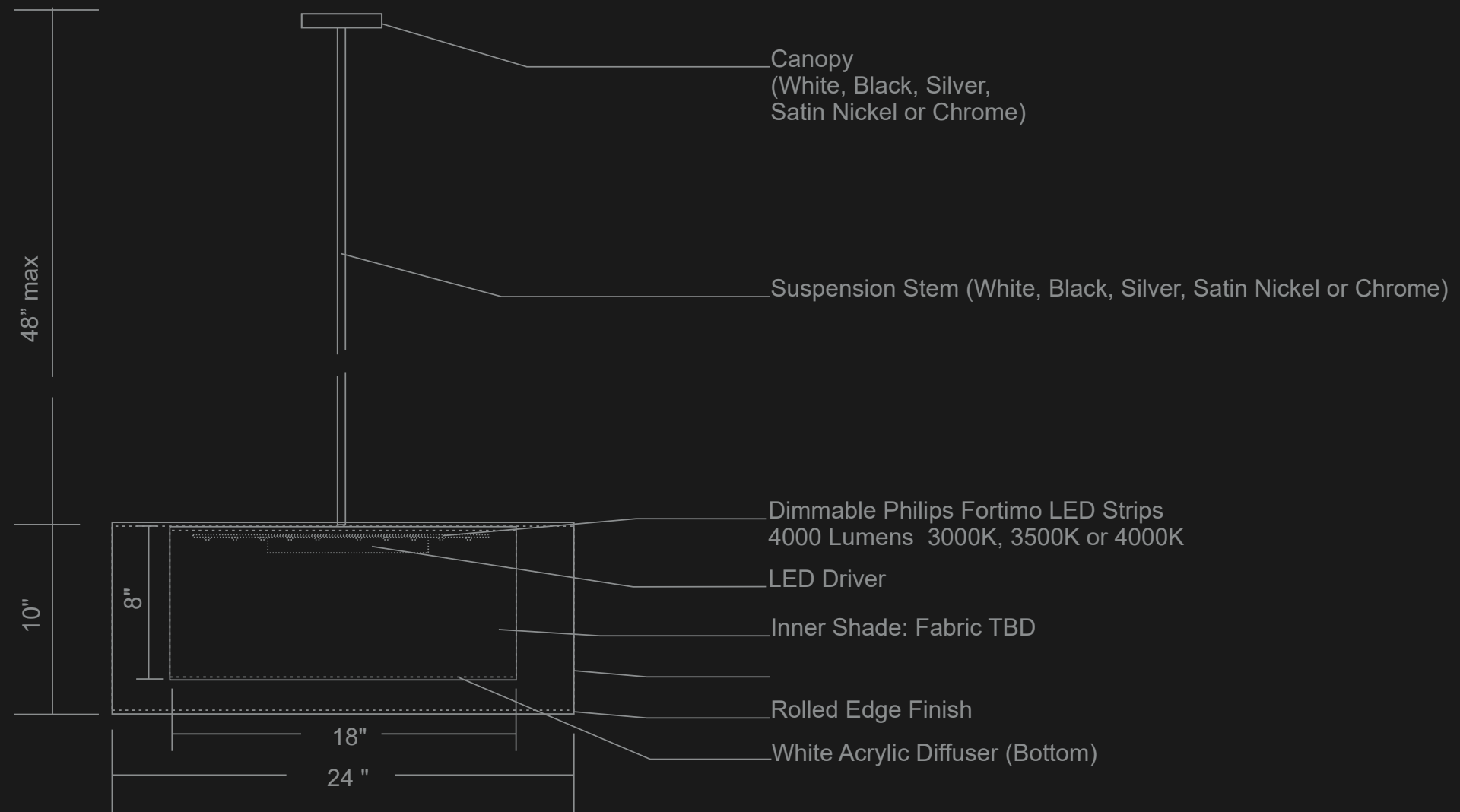
Part Number/numéro de produits:
AB-DRUM-SH+SH-SC-24-LED



THE FINAL PRODUCT MAY VARY SLIGHTLY
COMPARE TO THE APPROVED TECHNICAL DRAWING

TOUS LES DESSINS DEMEURENT LA PROPRIÉTÉ DE LAMPOLITE
ALL DRAWINGS REMAIN THE PROPERTY OF LAMPOLITE

Part Number/numéro de produits:
AB-DRUM-SH+SH-ST-24-LED



THE FINAL PRODUCT MAY VARY SLIGHTLY
COMPARE TO THE APPROVED TECHNICAL DRAWING

TOUS LES DESSINS DEMEURENT LA PROPRIÉTÉ DE LAMPOLITE
ALL DRAWINGS REMAIN THE PROPERTY OF LAMPOLITE

DOUBLE DRUM 24

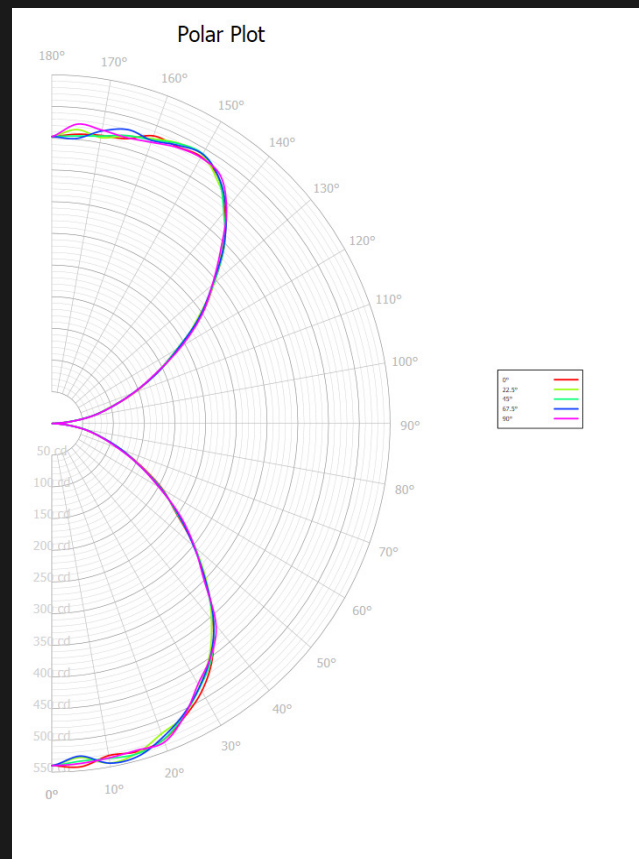
Incandescent

LUMINAIRE PROPERTIES

Number of lamps: 3
 Lumens per lamp: 1690.0
 Input watts: 300.0
 Distribution: Direct-Indirect
 Symmetry: Quadrilateral
 Photometric Type: C
 Luminous shape: Rectangle
 Luminous dimensions (feet)
 0 - 180 Axis: 2.0
 90 - 270 Axis: 2.0
 Height: 2.7

Average Luminaire Luminance (cd/m²)

| | 0.00 | 22.50 | 45.00 | 67.50 | 90.00 |
|-------|------|-------|-------|-------|-------|
| 0.00 | 1452 | 1452 | 1452 | 1452 | 1452 |
| 45.00 | 579 | 496 | 465 | 493 | 572 |
| 55.00 | 399 | 340 | 317 | 339 | 413 |
| 65.00 | 266 | 212 | 200 | 212 | 260 |
| 75.00 | 146 | 115 | 106 | 116 | 142 |
| 85.00 | 42 | 34 | 31 | 32 | 41 |



Photometric report with white fabric lamp shade

Candela Distribution

| | 0.00 | 22.50 | 45.00 | 67.50 | 90.00 |
|--------|------|-------|-------|-------|-------|
| 0.00 | 540 | 540 | 540 | 540 | 540 |
| 5.00 | 544 | 529 | 535 | 527 | 538 |
| 10.00 | 532 | 544 | 537 | 544 | 536 |
| 15.00 | 536 | 538 | 539 | 543 | 534 |
| 20.00 | 531 | 521 | 531 | 527 | 535 |
| 25.00 | 511 | 508 | 508 | 506 | 510 |
| 30.00 | 488 | 479 | 481 | 480 | 475 |
| 35.00 | 455 | 447 | 452 | 449 | 450 |
| 40.00 | 408 | 404 | 409 | 409 | 415 |
| 45.00 | 355 | 357 | 353 | 355 | 350 |
| 50.00 | 303 | 304 | 304 | 301 | 303 |
| 55.00 | 247 | 253 | 249 | 252 | 255 |
| 60.00 | 208 | 202 | 206 | 204 | 201 |
| 65.00 | 161 | 157 | 158 | 157 | 158 |
| 70.00 | 120 | 119 | 119 | 120 | 115 |
| 75.00 | 84 | 83 | 82 | 84 | 2 |
| 80.00 | 54 | 56 | 55 | 55 | 53 |
| 85.00 | 22 | 23 | 22 | 22 | 23 |
| 90.00 | 0 | 1 | 1 | 0 | 1 |
| 95.00 | 25 | 25 | 25 | 25 | 26 |
| 100.00 | 67 | 65 | 64 | 64 | 66 |
| 105.00 | 100 | 97 | 98 | 100 | 99 |
| 110.00 | 144 | 142 | 141 | 140 | 141 |
| 115.00 | 188 | 188 | 187 | 189 | 187 |
| 120.00 | 236 | 241 | 235 | 238 | 243 |
| 125.00 | 296 | 289 | 294 | 293 | 297 |
| 130.00 | 344 | 344 | 343 | 341 | 341 |
| 135.00 | 396 | 391 | 396 | 395 | 388 |
| 140.00 | 437 | 442 | 435 | 440 | 442 |
| 145.00 | 473 | 469 | 473 | 473 | 478 |
| 150.00 | 486 | 489 | 491 | 491 | 484 |
| 155.00 | 482 | 488 | 487 | 484 | 481 |
| 160.00 | 483 | 478 | 476 | 475 | 472 |
| 165.00 | 465 | 469 | 470 | 480 | 467 |
| 170.00 | 462 | 458 | 460 | 469 | 470 |
| 175.00 | 458 | 465 | 455 | 451 | 474 |
| 180.00 | 453 | 453 | 453 | 453 | 453 |

Zonal Lumen Summary

| Zone | Lumens | % Lamp | % Fixture |
|----------------|--------|--------|-----------|
| 0.00 - 30.00 | 439 | 9 | 14 |
| 0.00 - 40.00 | 720 | 14 | 23 |
| 0.00 - 60.00 | 1216 | 24 | 40 |
| 0.00 - 90.00 | 1490 | 29 | 48 |
| 90.00 - 120.00 | 324 | 6 | 11 |
| 90.00 - 150.00 | 1179 | 23 | 38 |
| 90.00 - 180.00 | 1583 | 31 | 52 |
| 0.00 - 180.00 | 3073 | 61 | 100 |

Total Luminaire Optical Efficiency = 69.14%

DOUBLE DRUM 24

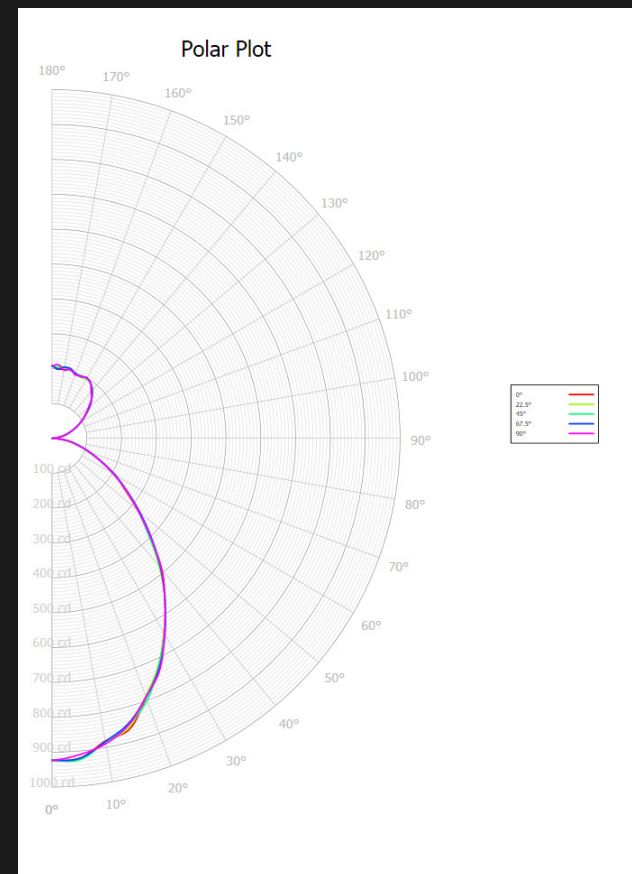
LED

LUMINAIRE PROPERTIES

Number of lamps: 6
 Lumens per lamp: 650.0
 Input watts: 63.2
 Distribution: Semi-Direct
 Symmetry: Quadrilateral
 Photometric Type: C
 Luminous shape: Rectangle
 Luminous dimensions (feet)
 0 - 180 Axis: 2.0
 90 - 270 Axis: 2.0
 Height: 2.7

Average Luminaire Luminance (cd/m²)

| | 0.00 | 22.50 | 45.00 | 67.50 | 90.00 |
|-------|------|-------|-------|-------|-------|
| 0.00 | 2485 | 2485 | 2485 | 2485 | 2485 |
| 45.00 | 647 | 548 | 519 | 562 | 654 |
| 55.00 | 413 | 352 | 333 | 354 | 421 |
| 65.00 | 255 | 210 | 197 | 209 | 254 |
| 75.00 | 139 | 112 | 102 | 112 | 135 |
| 85.00 | 41 | 32 | 30 | 33 | 42 |



Photometric report with white fabric lamp shade

Candela Distribution

| | 0.00 | 22.50 | 45.00 | 67.50 | 90.00 |
|--------|------|-------|-------|-------|-------|
| 0.00 | 923 | 923 | 923 | 923 | 923 |
| 5.00 | 921 | 923 | 925 | 921 | 911 |
| 10.00 | 881 | 885 | 883 | 883 | 889 |
| 15.00 | 863 | 857 | 850 | 847 | 851 |
| 20.00 | 790 | 787 | 799 | 790 | 790 |
| 25.00 | 723 | 723 | 723 | 728 | 733 |
| 30.00 | 644 | 645 | 646 | 649 | 647 |
| 35.00 | 567 | 567 | 568 | 566 | 565 |
| 40.00 | 490 | 479 | 483 | 486 | 489 |
| 45.00 | 396 | 394 | 393 | 404 | 400 |
| 50.00 | 322 | 325 | 324 | 329 | 323 |
| 55.00 | 256 | 261 | 262 | 263 | 260 |
| 60.00 | 209 | 204 | 205 | 208 | 203 |
| 65.00 | 154 | 156 | 156 | 155 | 154 |
| 70.00 | 116 | 116 | 115 | 113 | 113 |
| 75.00 | 80 | 81 | 79 | 81 | 78 |
| 80.00 | 53 | 54 | 53 | 53 | 52 |
| 85.00 | 22 | 21 | 22 | 22 | 22 |
| 90.00 | 1 | 0 | 0 | 0 | 0 |
| 95.00 | 11 | 10 | 10 | 11 | 10 |
| 100.00 | 27 | 26 | 27 | 27 | 25 |
| 105.00 | 41 | 42 | 41 | 42 | 42 |
| 110.00 | 58 | 58 | 57 | 59 | 59 |
| 115.00 | 77 | 78 | 78 | 79 | 78 |
| 120.00 | 97 | 98 | 97 | 98 | 99 |
| 125.00 | 116 | 119 | 119 | 118 | 117 |
| 130.00 | 138 | 141 | 139 | 142 | 137 |
| 135.00 | 161 | 161 | 161 | 162 | 161 |
| 140.00 | 180 | 180 | 177 | 179 | 175 |
| 145.00 | 194 | 194 | 193 | 193 | 193 |
| 150.00 | 198 | 196 | 198 | 201 | 199 |
| 155.00 | 198 | 194 | 198 | 195 | 197 |
| 160.00 | 195 | 198 | 197 | 198 | 195 |
| 165.00 | 207 | 204 | 202 | 206 | 204 |
| 170.00 | 200 | 207 | 206 | 207 | 199 |
| 175.00 | 201 | 211 | 204 | 199 | 212 |
| 180.00 | 208 | 208 | 208 | 208 | 208 |

Zonal Lumen Summary

| Zone | Lumens | % Lamp | % Fixture |
|----------------|--------|--------|-----------|
| 0.00 - 30.00 | 261 | 4 | 5 |
| 0.00 - 40.00 | 419 | 6 | 7 |
| 0.00 - 60.00 | 693 | 11 | 12 |
| 0.00 - 90.00 | 839 | 13 | 15 |
| 90.00 - 120.00 | 905 | 14 | 16 |
| 90.00 - 150.00 | 341 | 53 | 61 |
| 90.00 - 180.00 | 4803 | 74 | 85 |
| 0.00 - 180.00 | 5642 | 87 | 100 |

Total Luminaire Optical Efficiency = 86.80%