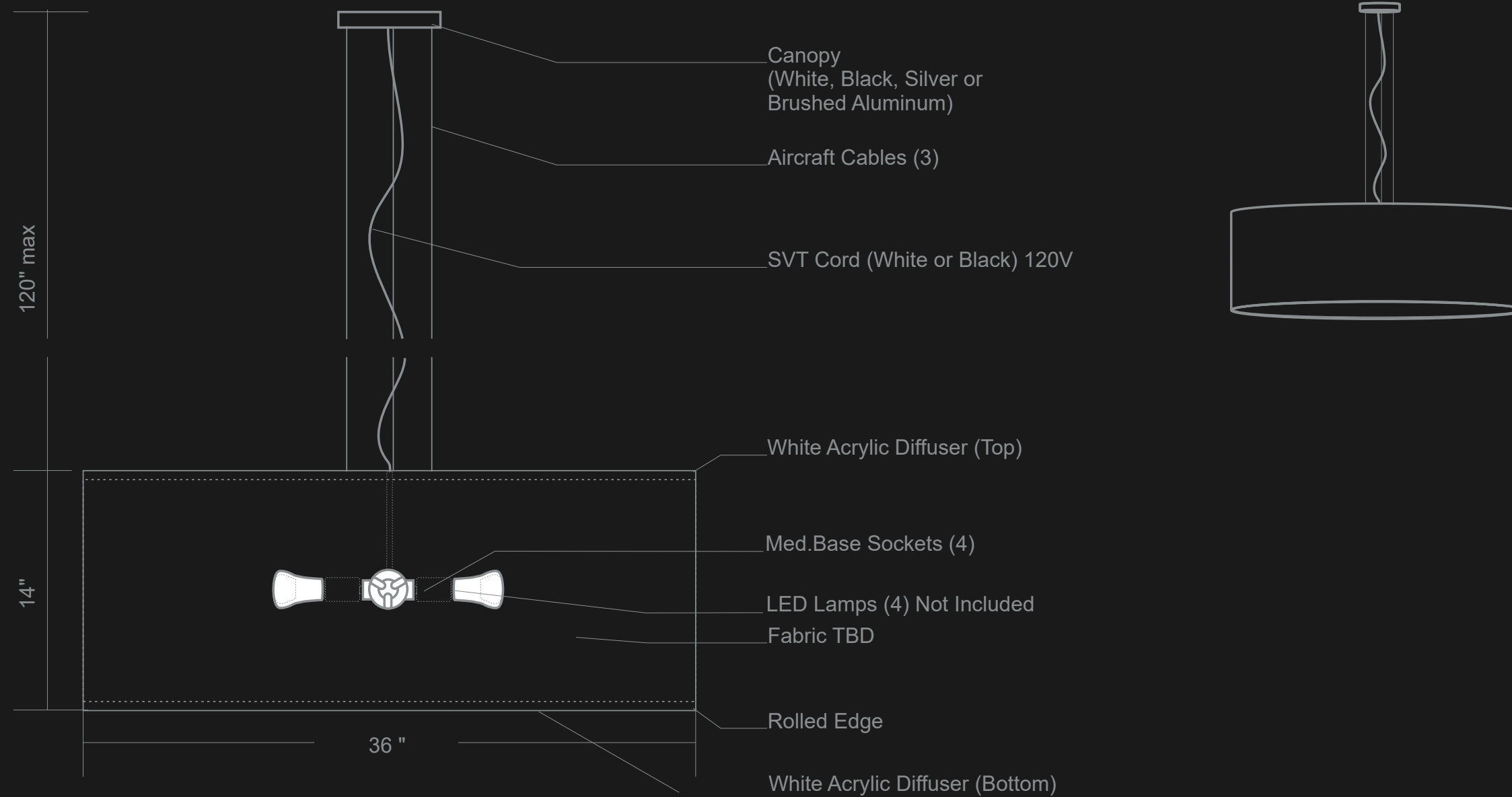


LAMPOLITE

36 INCHES DRUM
Incandescent or LED



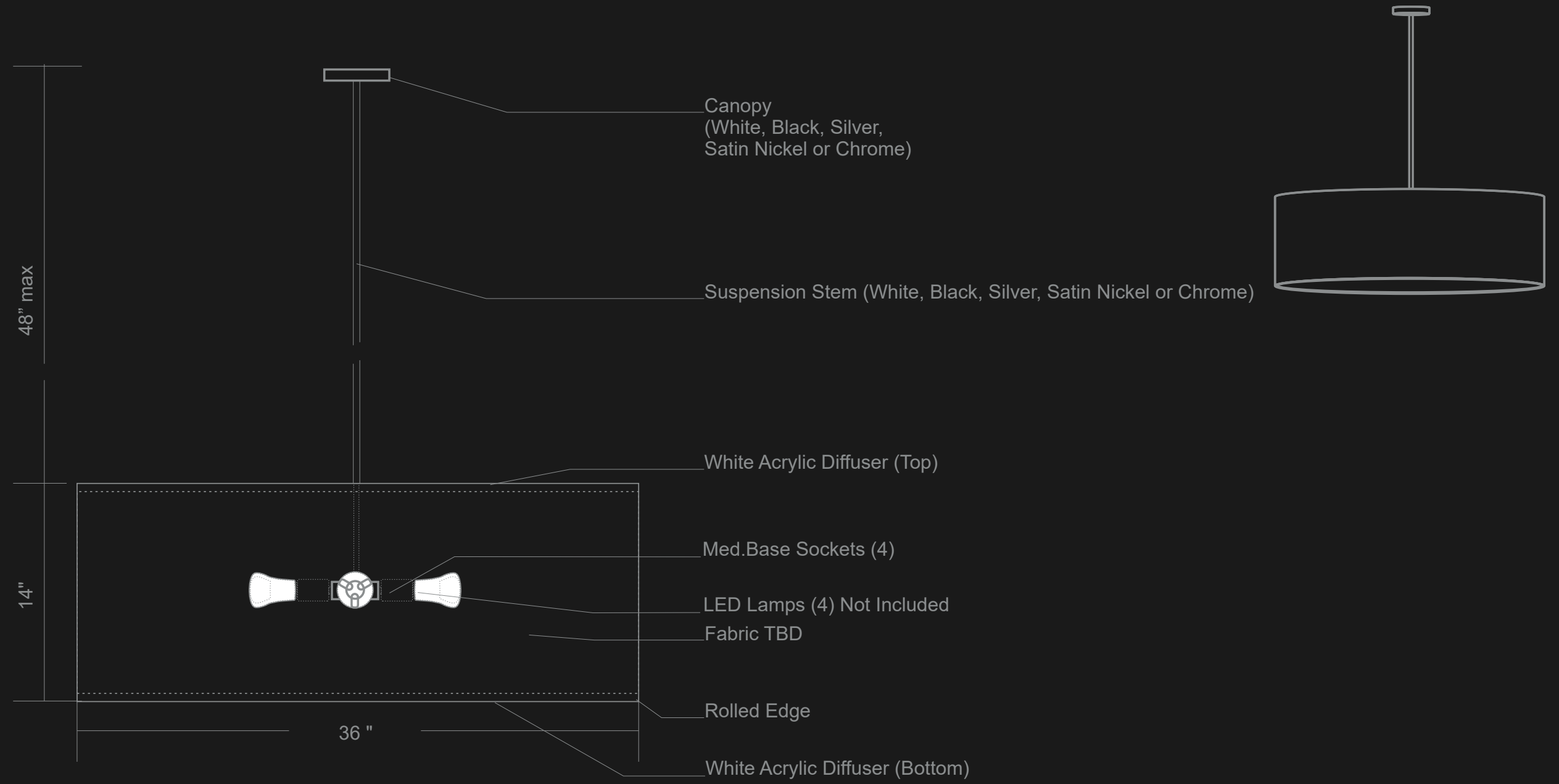
Part Number/numéro de produits:
AB-DRUM-SC-36-INC



THE FINAL PRODUCT MAY VARY SLIGHTLY
COMPARE TO THE APPROVED TECHNICAL DRAWING

TOUS LES DESSINS DEMEURENT LA PROPRIÉTÉ DE LAMPOLITE
ALL DRAWINGS REMAIN THE PROPERTY OF LAMPOLITE

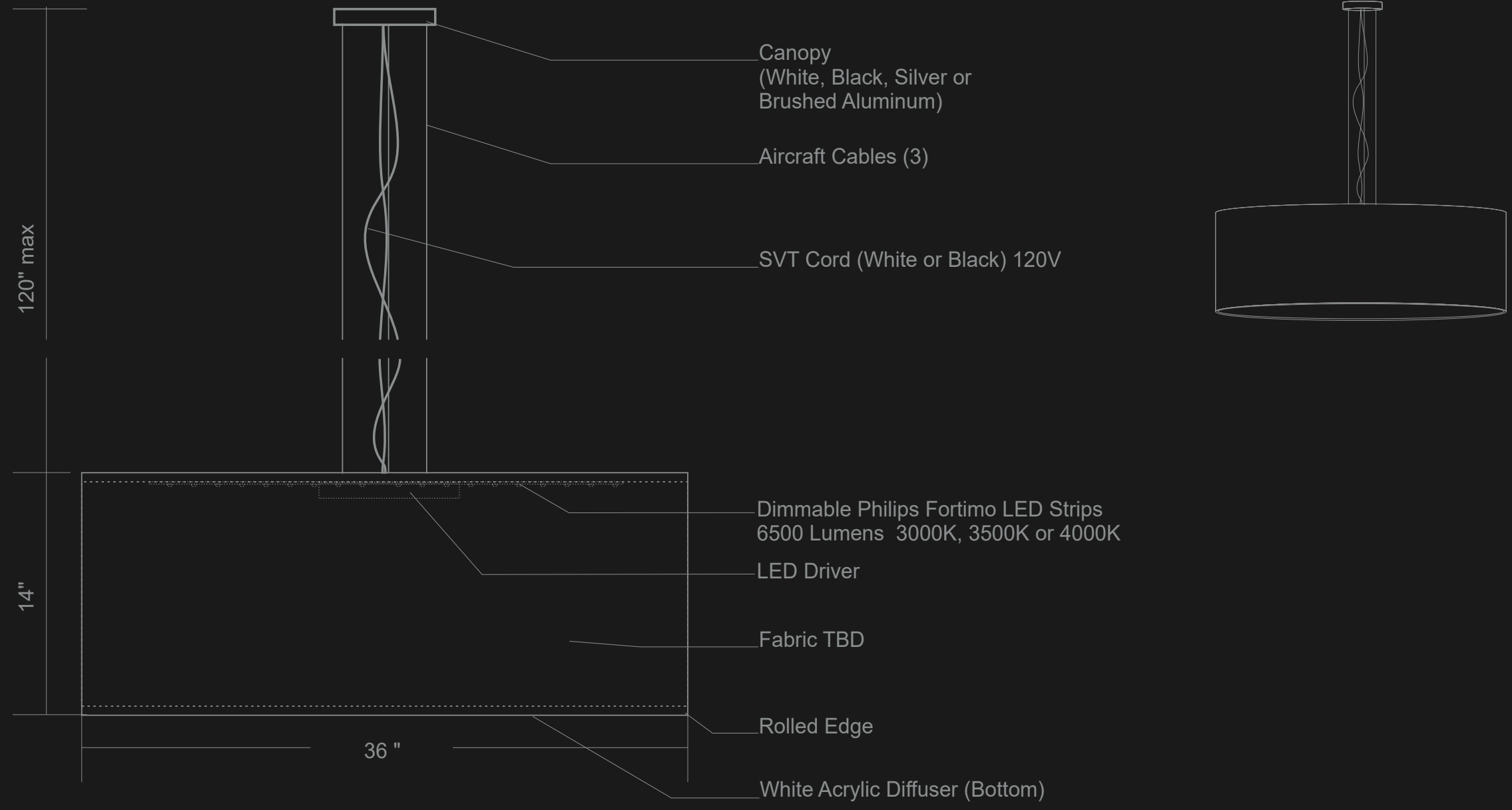
Part Number/numéro de produits:
AB-DRUM-ST-36-INC



THE FINAL PRODUCT MAY VARY SLIGHTLY
COMPARE TO THE APPROVED TECHNICAL DRAWING

TOUS LES DESSINS DEMEURENT LA PROPRIÉTÉ DE LAMPOLITE
ALL DRAWINGS REMAIN THE PROPERTY OF LAMPOLITE

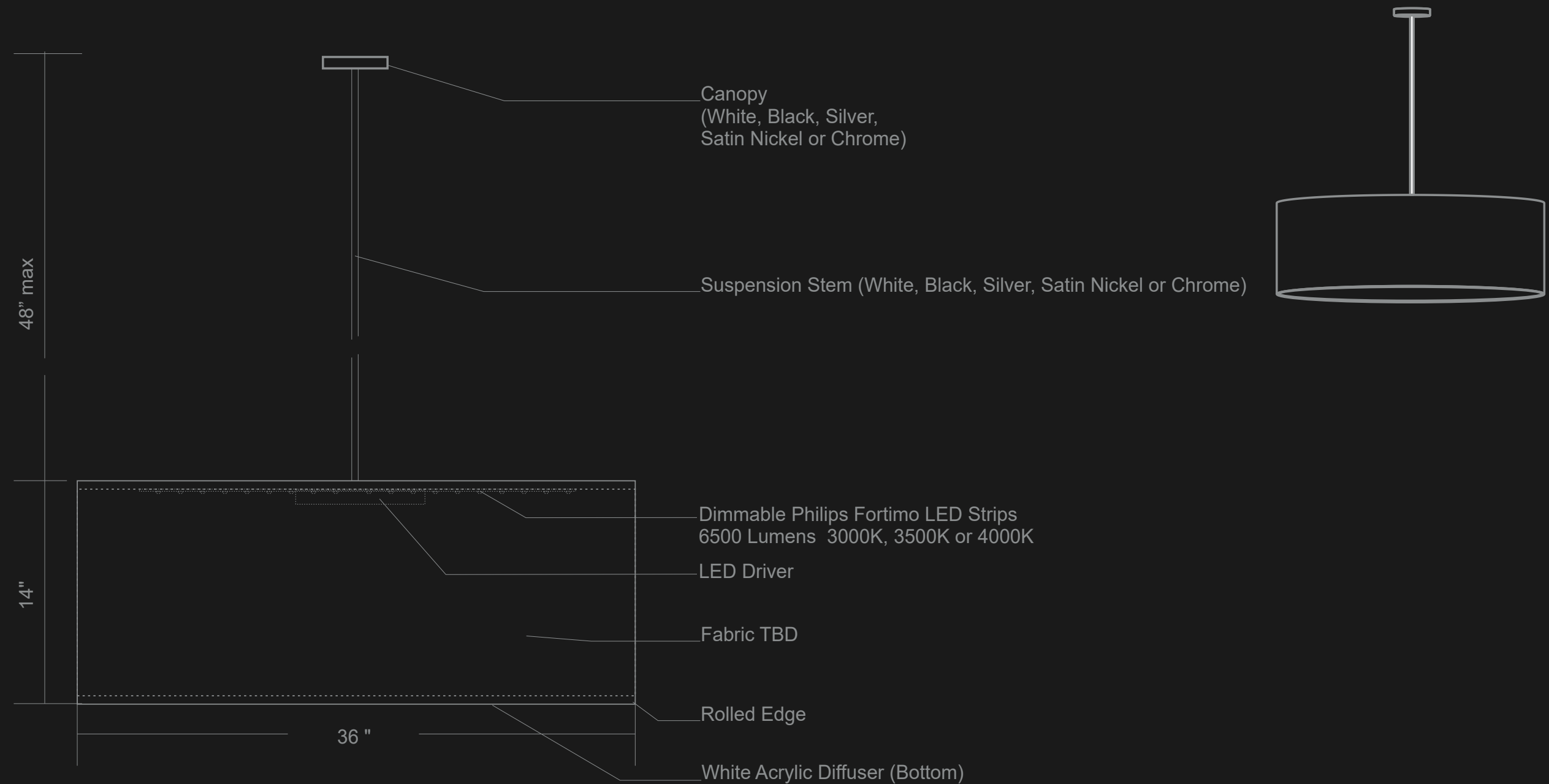
Part Number/numéro de produits:
AB-DRUM-SC-36-LED



THE FINAL PRODUCT MAY VARY SLIGHTLY
COMPARE TO THE APPROVED TECHNICAL DRAWING

TOUS LES DESSINS DEMEURENT LA PROPRIÉTÉ DE LAMPOLITE
ALL DRAWINGS REMAIN THE PROPERTY OF LAMPOLITE

Part Number/numéro de produits:
AB-DRUM-ST-36-LED



THE FINAL PRODUCT MAY VARY SLIGHTLY
COMPARE TO THE APPROVED TECHNICAL DRAWING

TOUS LES DESSINS DEMEURENT LA PROPRIÉTÉ DE LAMPOLITE
ALL DRAWINGS REMAIN THE PROPERTY OF LAMPOLITE

36 INCHES DRUM

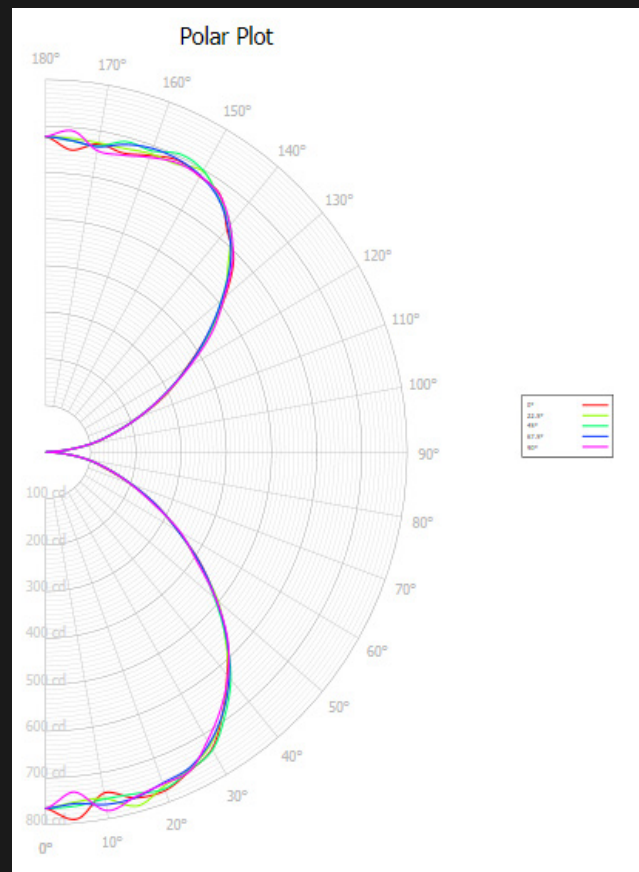
Incandescent

LUMINAIRE PROPERTIES

Number of lamps: 4
 Lumens per lamp: 1690.0
 Input watts: 400.0
 Distribution: Direct-Indirect
 Symmetry: Quadrilateral
 Photometric Type: C
 Luminous shape: Rectangle
 Luminous dimensions (feet)
 0 - 180 Axis: 3.0
 90 - 270 Axis: 3.0
 Height: 2.7

Average Luminaire Luminance (cd/m²)

	0.00	22.50	45.00	67.50	90.00
0.00	916	916	916	916	916
45.00	508	440	424	444	511
55.00	385	324	309	328	375
65.00	264	217	206	220	256
75.00	148	127	117	125	155
85.00	49	39	37	38	50



Photometric report with white fabric lamp shade

Candela Distribution

	0.00	22.50	45.00	67.50	90.00
0.00	765	765	765	765	765
5.00	791	754	763	758	733
10.00	744	755	756	768	782
15.00	768	787	760	769	767
20.00	774	764	770	757	759
25.00	755	751	753	750	755
30.00	736	728	739	724	716
35.00	684	684	692	684	675
40.00	625	629	638	632	628
45.00	567	562	565	567	570
50.00	492	498	488	493	493
55.00	419	412	414	417	408
60.00	339	339	341	337	344
65.00	271	267	268	271	263
70.00	200	200	200	202	199
75.00	138	146	144	144	144
80.00	95	94	95	95	95
85.00	40	41	40	40	40
90.00	1	1	1	1	1
95.00	43	43	44	43	43
100.00	107	105	102	103	103
105.00	157	156	154	156	158
110.00	221	218	218	220	219
115.00	296	293	289	289	290
120.00	359	365	363	362	368
125.00	438	441	440	436	450
130.00	518	515	508	510	516
135.00	588	572	578	579	586
140.00	624	635	635	628	635
145.00	674	667	667	665	673
150.00	683	696	698	685	684
155.00	691	682	706	694	686
160.00	678	682	688	694	673
165.00	665	675	690	684	660
170.00	672	674	667	666	657
175.00	651	676	671	671	692
180.00	678	678	678	678	678

Zonal Lumen Summary

Zone	Lumens	% Lamp	% Fixture
0.00 - 30.00	640	9	14
0.00 - 40.00	1067	16	23
0.00 - 60.00	1871	28	40
0.00 - 90.00	2337	35	50
90.00 - 120.00	506	7	11
90.00 - 150.00	1757	26	38
90.00 - 180.00	2336	35	50
0.00 - 180.00	4674	69	100

Total Luminaire Optical Efficiency = 69.14%

36 INCHES DRUM

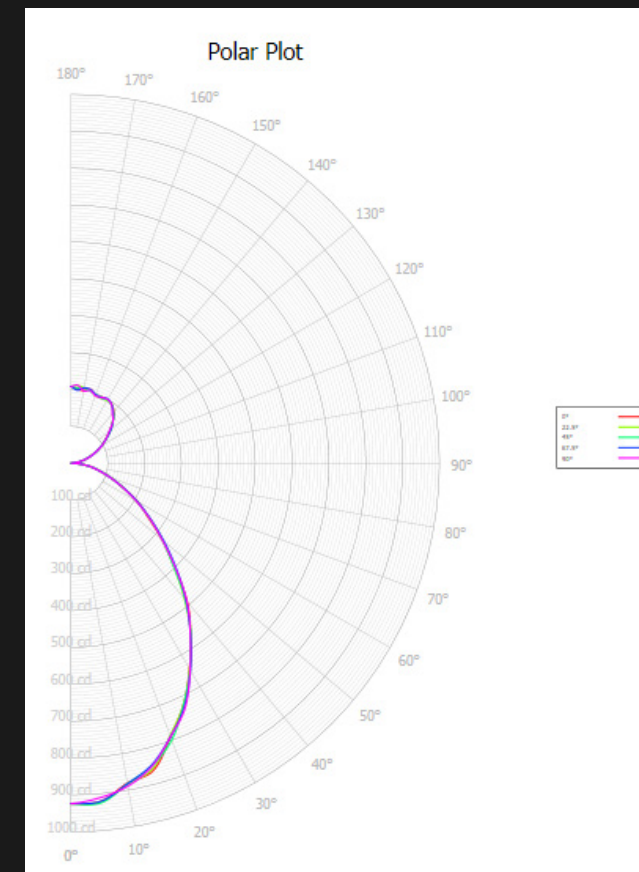
LED

LUMINAIRE PROPERTIES

Number of lamps: 10
 Lumens per lamp: 650.0
 Input watts: 90.0
 Distribution: Semi-Indirect
 Symmetry: Quadrilateral
 Photometric Type: C
 Luminous shape: Rectangle
 Luminous dimensions (feet)
 0 - 180 Axis: 3.0
 90 - 270 Axis: 3.0
 Height: 2.7

Average Luminaire Luminance (cd/m²)

	0.00	22.50	45.00	67.50	90.00
0.00	387	387	387	387	387
45.00	176	156	148	155	175
55.00	124	109	101	108	127
65.00	82	68	65	70	82
75.00	47	39	37	39	48
85.00	16	12	11	13	16



Photometric report with white fabric lamp shade

Candela Distribution

	0.00	22.50	45.00	67.50	90.00
0.00	324	324	324	324	324
5.00	331	321	329	328	322
10.00	336	325	334	324	321
15.00	330	322	320	324	310
20.00	306	312	315	317	319
25.00	302	294	305	292	302
30.00	276	282	281	280	283
35.00	247	254	257	255	257
40.00	223	227	228	227	225
45.00	196	199	197	198	196
50.00	167	165	170	165	166
55.00	135	139	136	137	139
60.00	104	108	109	110	113
65.00	85	84	84	86	83
70.00	62	60	63	63	64
75.00	44	45	45	45	45
80.00	28	28	28	29	28
85.00	13	13	12	13	13
90.00	1	1	1	1	1
95.00	81	79	75	80	81
100.00	184	185	186	187	183
105.00	274	275	275	281	276
110.00	387	387	386	392	389
115.00	506	517	522	522	527
120.00	655	660	665	665	673
125.00	814	814	823	824	834
130.00	977	971	979	981	995
135.00	1138	1150	1149	1147	1148
140.00	1299	1305	1314	1300	1317
145.00	1446	1434	1452	1445	1470
150.00	1545	1552	1543	1540	1551
155.00	1567	1533	1542	1557	1540
160.00	1606	1587	1575	1604	1557
165.00	1731	1747	1732	1717	1733
170.00	1854	1821	1855	1846	1806
175.00	1840	1836	1875	1885	1867
180.00	1905	1905	1905	1905	1905

Zonal Lumen Summary

Zone	Lumens	% Lamp	% Fixture
0.00 - 30.00	261	4	5
0.00 - 40.00	419	6	7
0.00 - 60.00	693	11	12
0.00 - 90.00	839	13	15
90.00 - 120.00	905	14	16
90.00 - 150.00	341	53	61
90.00 - 180.00	4803	74	85
0.00 - 180.00	5642	87	100

Total Luminaire Optical Efficiency = 86.80%