
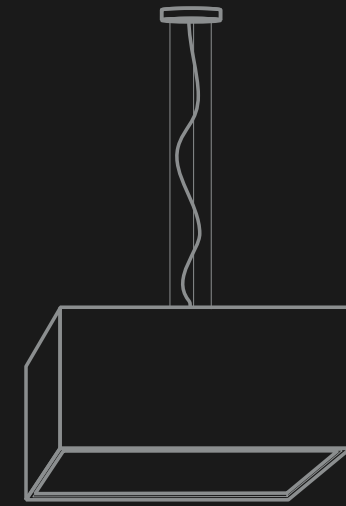
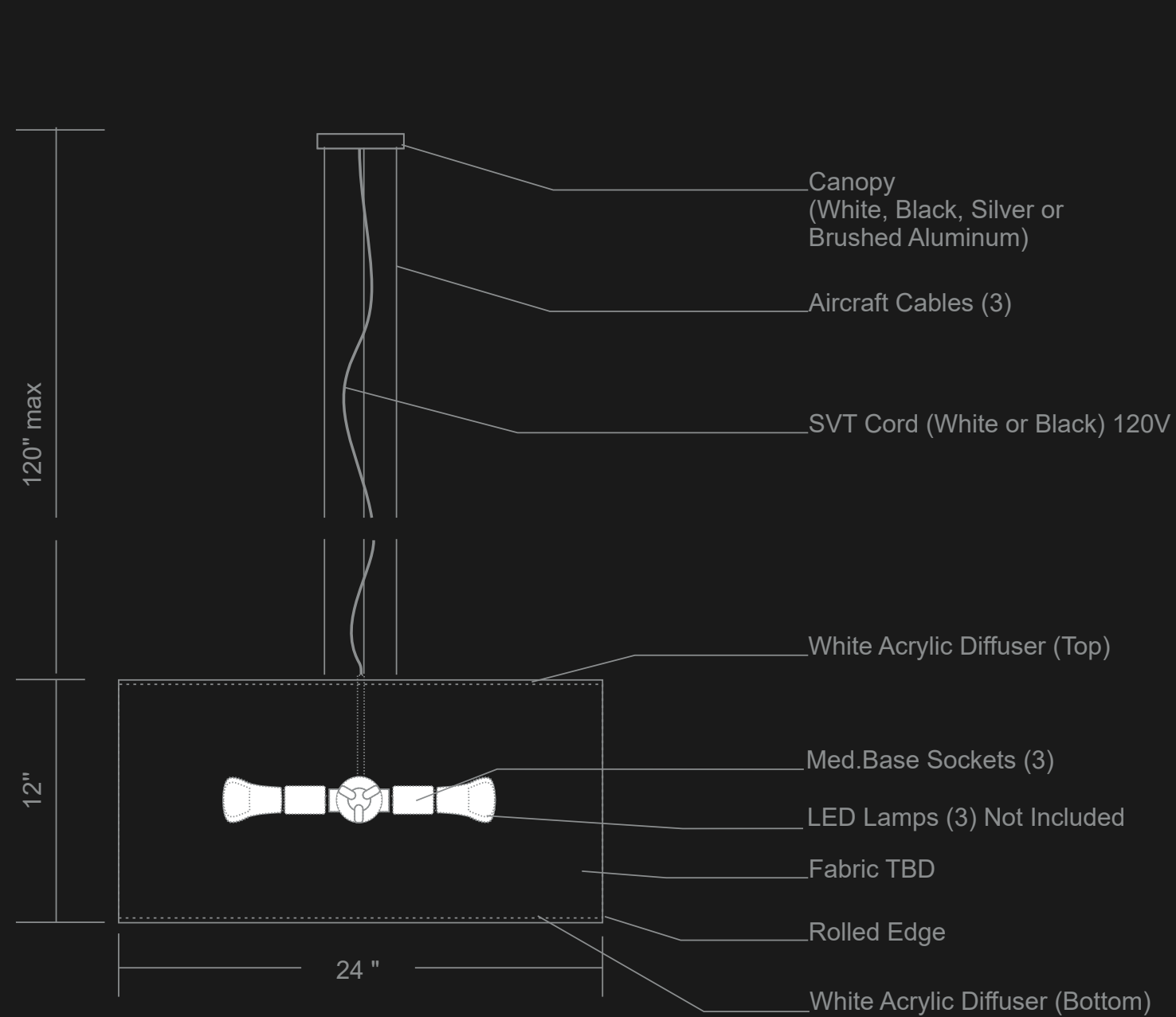


# LAMPOLITE

24 INCHES BOX  
Incandescent or LED



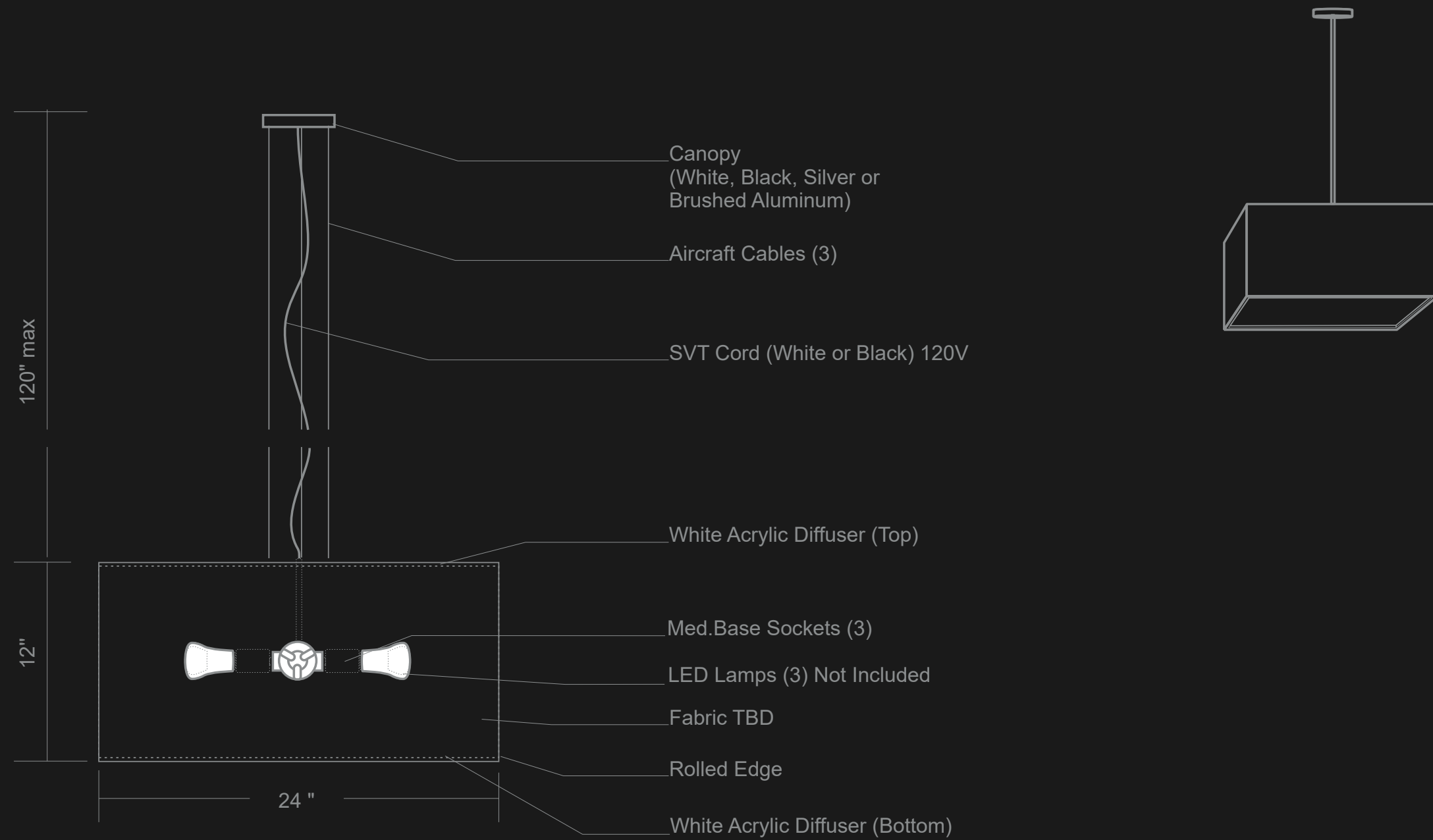
Part Number/numéro de produits:  
AB-CAR-SC-24-INC



THE FINAL PRODUCT MAY VARY SLIGHTLY  
COMPARE TO THE APPROVED TECHNICAL DRAWING

TOUS LES DESSINS DEMEURENT LA PROPRIÉTÉ DE LAMPOLITE  
ALL DRAWINGS REMAIN THE PROPERTY OF LAMPOLITE

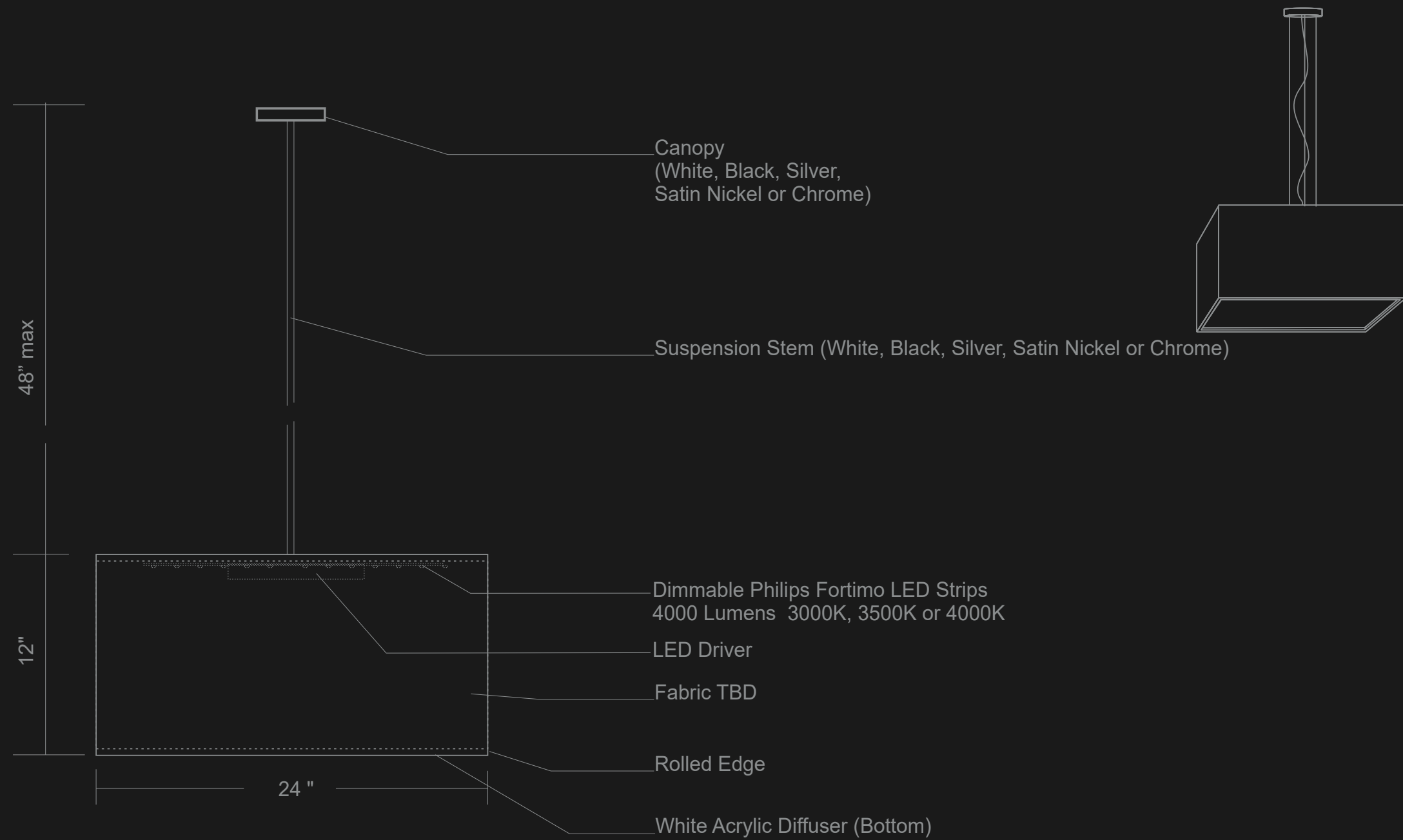
Part Number/numéro de produits:  
AB-CAR-ST-24-INC



THE FINAL PRODUCT MAY VARY SLIGHTLY  
COMPARE TO THE APPROVED TECHNICAL DRAWING

TOUS LES DESSINS DEMEURENT LA PROPRIÉTÉ DE LAMPOLITE  
ALL DRAWINGS REMAIN THE PROPERTY OF LAMPOLITE

Part Number/numéro de produits:  
AB-CAR-SC-24-LED

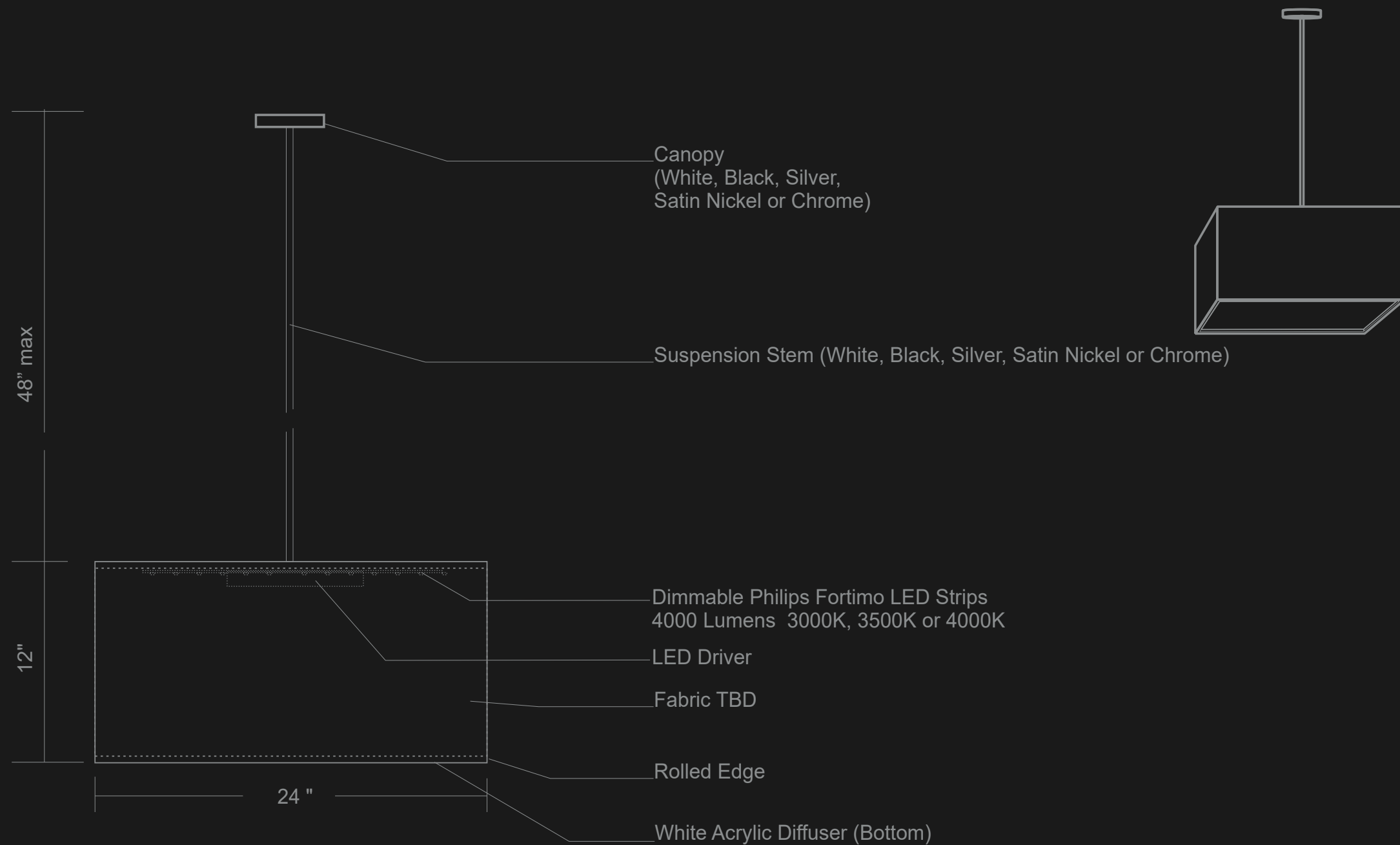


THE FINAL PRODUCT MAY VARY SLIGHTLY  
COMPARE TO THE APPROVED TECHNICAL DRAWING

TOUS LES DESSINS DEMEURENT LA PROPRIÉTÉ DE LAMPOLITE  
ALL DRAWINGS REMAIN THE PROPERTY OF LAMPOLITE

Part Number/numéro de produits:  
AB-CAR-ST-24-LED

---



---

THE FINAL PRODUCT MAY VARY SLIGHTLY  
COMPARE TO THE APPROVED TECHNICAL DRAWING

TOUS LES DESSINS DEMEURENT LA PROPRIÉTÉ DE LAMPOLITE  
ALL DRAWINGS REMAIN THE PROPERTY OF LAMPOLITE

# 24 INCHES BOX

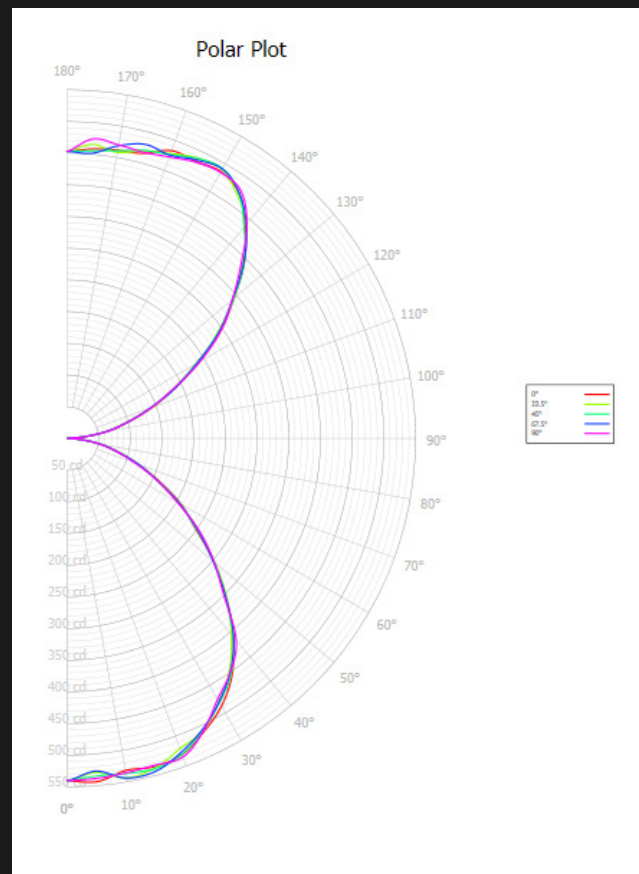
Incandescent

## LUMINAIRE PROPERTIES

Number of lamps: 4  
 Lumens per lamp: 1690.0  
 Input watts: 400.0  
 Distribution: Direct-Indirect  
 Symmetry: Quadrilateral  
 Photometric Type: C  
 Luminous shape: Rectangle  
 Luminous dimensions (feet)  
 0 - 180 Axis: 3.0  
 90 - 270 Axis: 3.0  
 Height: 2.7

## Average Luminaire Luminance (cd/m<sup>2</sup>)

	0.00	22.50	45.00	67.50	90.00
0.00	916	916	916	916	916
45.00	508	440	424	444	510
55.00	385	324	309	328	375
65.00	264	217	206	220	256
75.00	148	127	117	125	155
85.00	49	39	37	38	50



Photometric report with white fabric lamp shade

## Candela Distribution

	0.00	22.50	45.00	67.50	90.00
0.00	766	766	766	766	766
5.00	791	755	763	758	733
10.00	744	756	757	769	782
15.00	769	787	760	769	767
20.00	774	764	770	757	759
25.00	756	751	754	750	755
30.00	736	728	739	724	716
35.00	684	684	692	684	675
40.00	625	629	638	632	628
45.00	567	562	565	567	570
50.00	492	498	488	493	493
55.00	419	412	414	417	408
60.00	339	339	341	337	344
65.00	271	267	268	271	263
70.00	200	200	200	202	199
75.00	138	146	144	144	144
80.00	95	94	95	95	95
85.00	40	41	41	40	40
90.00	1	1	1	1	1
95.00	43	43	44	43	43
100.00	107	105	102	103	103
105.00	157	156	154	156	156
110.00	221	218	218	220	219
115.00	296	293	289	289	290
120.00	359	365	363	362	368
125.00	438	441	440	436	450
130.00	518	515	508	510	516
135.00	588	572	578	579	585
140.00	624	635	635	628	635
145.00	674	667	667	666	673
150.00	683	696	698	685	684
155.00	691	682	705	693	686
160.00	678	682	688	694	673
165.00	665	675	690	684	660
170.00	672	674	667	666	657
175.00	651	676	671	671	692
180.00	678	678	678	678	678

## Zonal Lumen Summary

Zone	Lumens	% Lamp	% Fixture
0.00 - 30.00	640	9	14
0.00 - 40.00	1067	16	23
0.00 - 60.00	1871	28	40
0.00 - 90.00	2337	35	50
90.00 - 120.00	506	7	11
90.00 - 150.00	1757	26	38
90.00 - 180.00	2336	35	50
0.00 - 180.00	4674	69	100

Total Luminaire Optical Efficiency = 69.14%

# 24 INCHES BOX

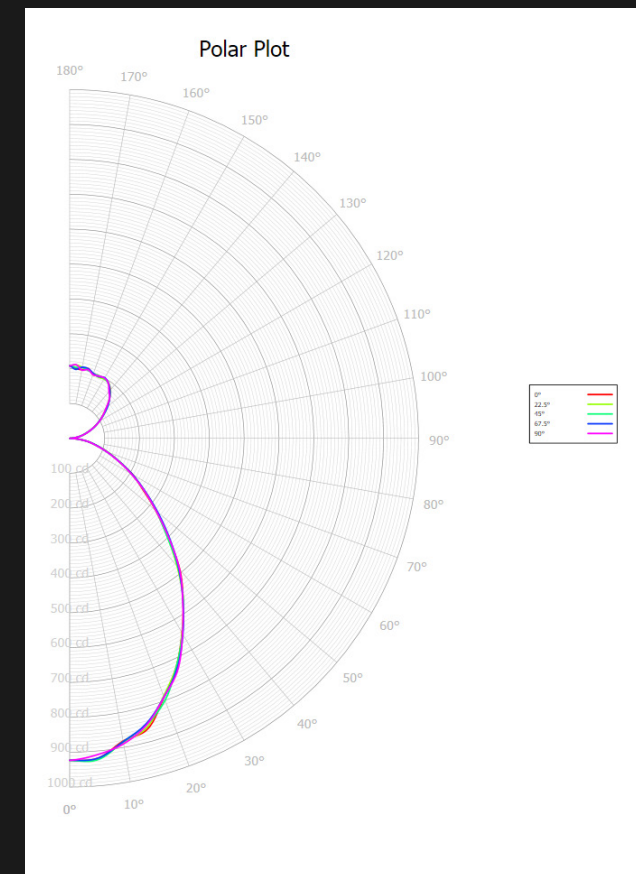
LED

## LUMINAIRE PROPERTIES

Number of lamps: 6  
 Lumens per lamp: 650.0  
 Input watts: 63.2  
 Distribution: Semi-Direct  
 Symmetry: Quadrilateral  
 Photometric Type: C  
 Luminous shape: Rectangle  
 Luminous dimensions (feet)  
 0 - 180 Axis: 2.0  
 90 - 270 Axis: 2.0  
 Height: 2.7

## Average Luminaire Luminance (cd/m<sup>2</sup>)

	0.00	22.50	45.00	67.50	90.00
0.00	2485	2485	2485	2485	2485
45.00	647	548	519	562	654
55.00	413	352	333	354	421
65.00	255	210	197	209	254
75.00	139	112	102	112	135
85.00	41	32	30	33	42



Photometric report with white fabric lamp shade

## Candela Distribution

	0.00	22.50	45.00	67.50	90.00
0.00	923	923	923	923	923
5.00	921	922	925	921	911
10.00	881	885	883	883	889
15.00	863	857	850	847	851
20.00	790	787	799	790	790
25.00	723	723	723	728	733
30.00	644	645	646	649	647
35.00	567	567	568	566	565
40.00	490	479	483	486	489
45.00	396	394	393	404	401
50.00	322	325	324	329	323
55.00	256	261	262	263	260
60.00	209	204	205	208	203
65.00	154	156	156	155	154
70.00	116	116	115	113	113
75.00	80	81	79	81	76
80.00	53	54	53	53	52
85.00	23	21	22	22	22
90.00	1	0	0	0	0
95.00	11	10	10	11	10
100.00	27	26	27	26	25
105.00	41	42	41	42	42
110.00	58	58	57	59	59
115.00	77	78	78	79	78
120.00	97	98	97	98	98
125.00	116	119	119	118	117
130.00	138	141	139	142	137
135.00	161	161	161	169	161
140.00	180	180	177	179	175
145.00	194	194	193	193	193
150.00	198	196	196	201	199
155.00	198	194	198	195	197
160.00	195	198	196	198	195
165.00	207	204	202	206	204
170.00	200	207	206	207	199
175.00	201	211	204	199	212
180.00	208	208	208	208	208

## Zonal Lumen Summary

Zone	Lumens	% Lamp	% Fixture
0.00 - 30.00	660	17	27
0.00 - 40.00	1012	26	41
0.00 - 60.00	1554	40	63
0.00 - 90.00	1822	47	74
90.00 - 120.00	134	3	5
90.00 - 150.00	482	12	20
90.00 - 180.00	652	17	26
0.00 - 180.00	2473	63	100

Total Luminaire Optical Efficiency = 63.42%