

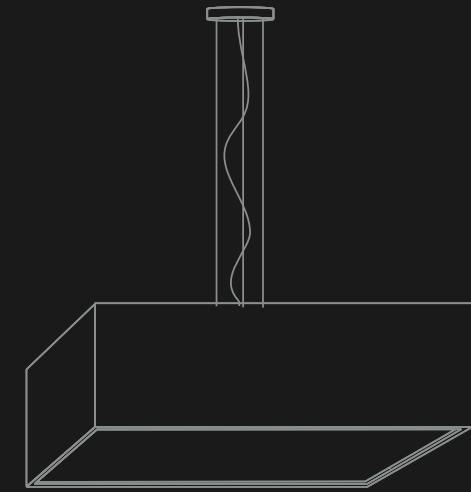
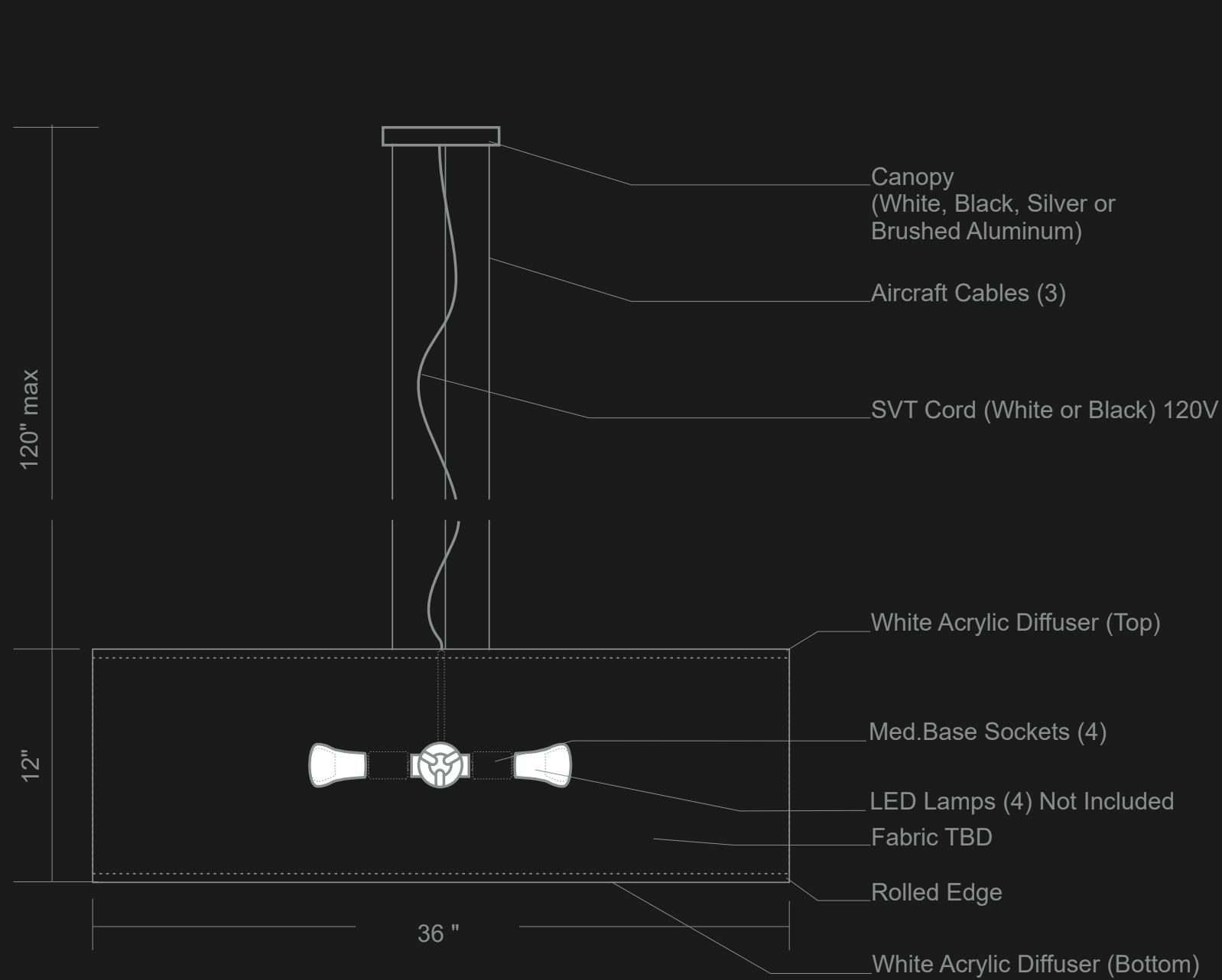


LAMPOLITE

36 INCHES BOX
Incandescent or LED



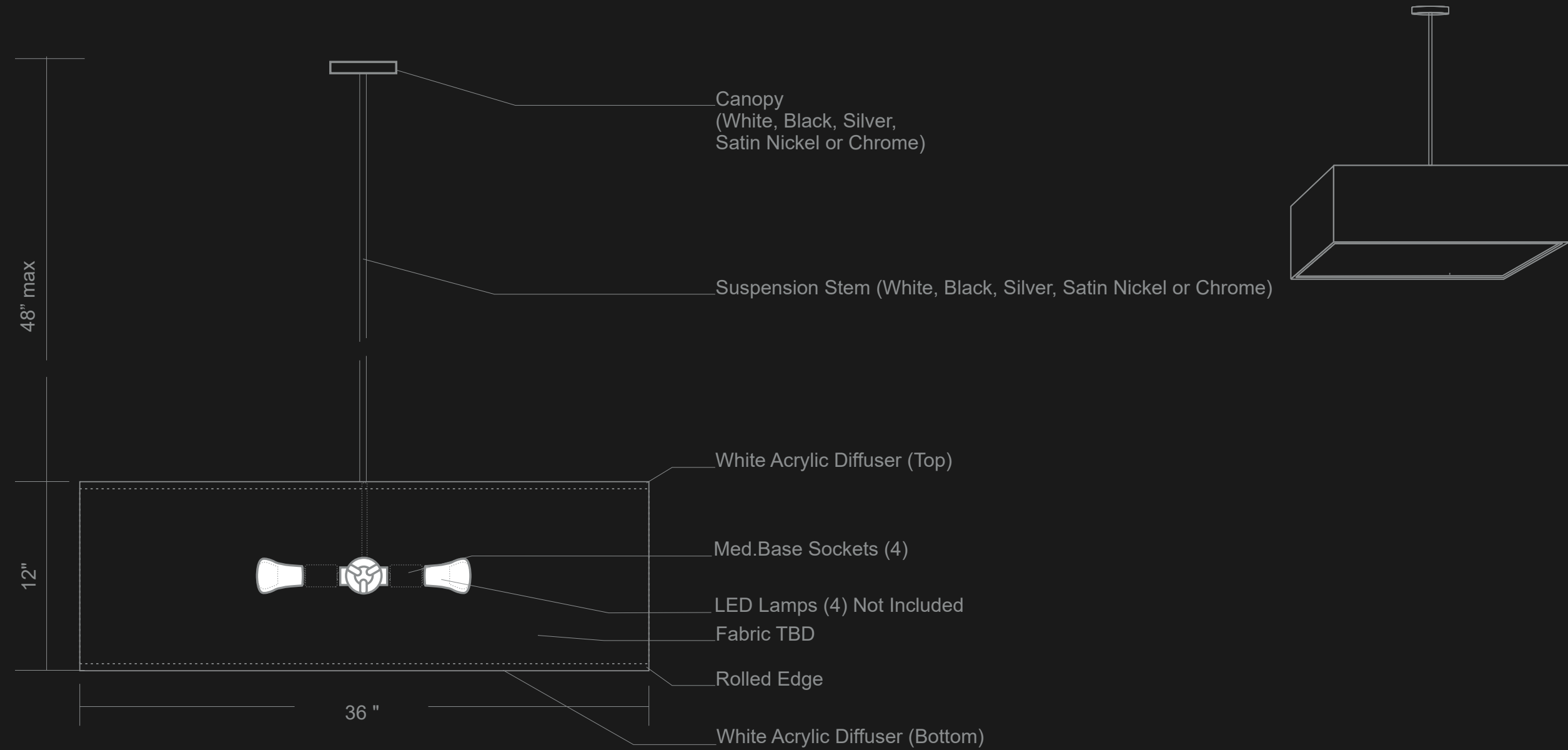
Part Number/numéro de produits:
AB-CAR-SC-36-INC



THE FINAL PRODUCT MAY VARY SLIGHTLY
COMPARE TO THE APPROVED TECHNICAL DRAWING

TOUS LES DESSINS DEMEURENT LA PROPRIÉTÉ DE LAMPOLITE
ALL DRAWINGS REMAIN THE PROPERTY OF LAMPOLITE

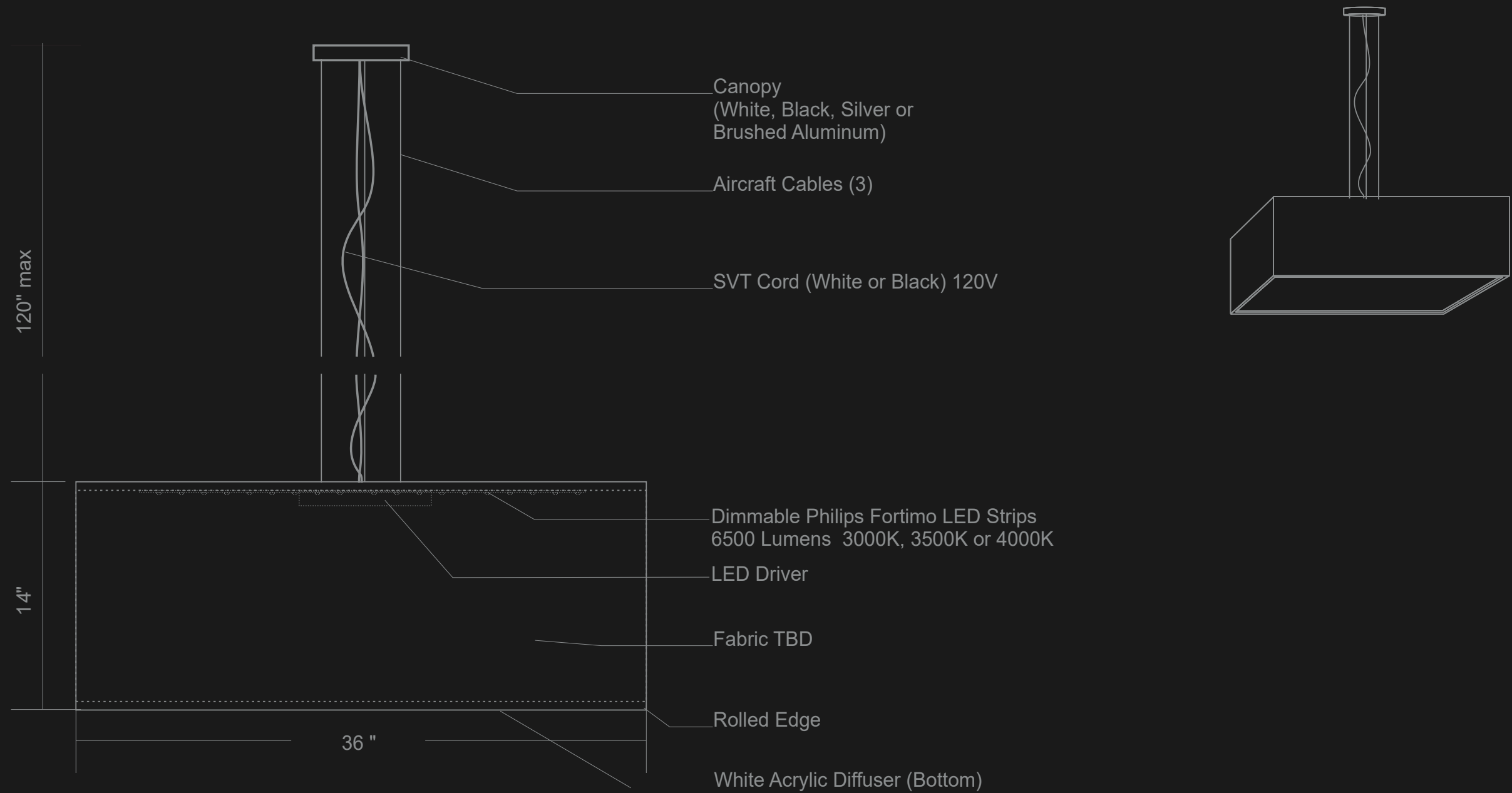
Part Number/numéro de produits:
AB-CAR-ST-36-INC



THE FINAL PRODUCT MAY VARY SLIGHTLY
COMPARE TO THE APPROVED TECHNICAL DRAWING

TOUS LES DESSINS DEMEURENT LA PROPRIÉTÉ DE LAMPOLITE
ALL DRAWINGS REMAIN THE PROPERTY OF LAMPOLITE

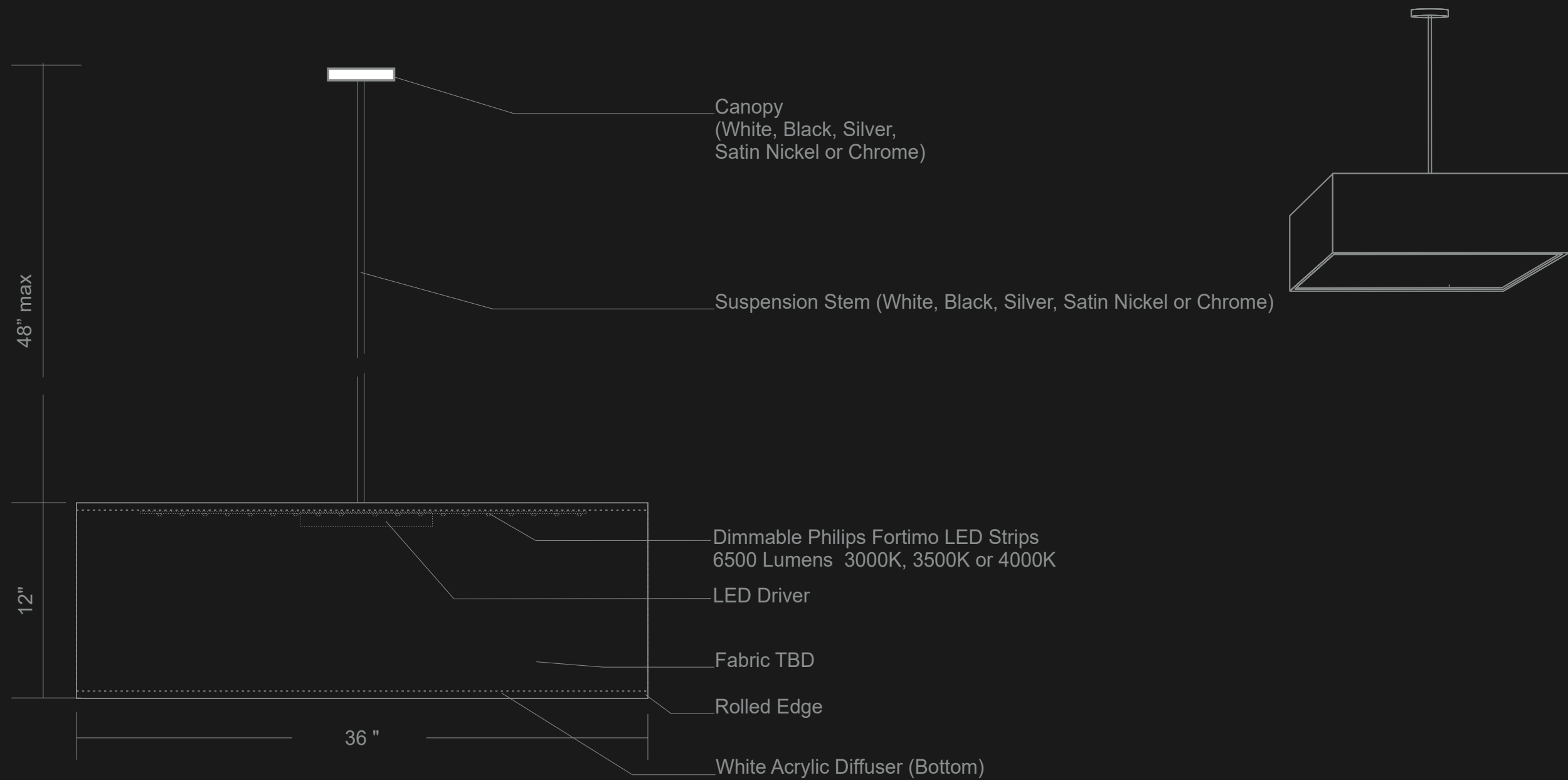
Part Number/numéro de produits:
AB-CAR-SC-36-INLED



THE FINAL PRODUCT MAY VARY SLIGHTLY
COMPARE TO THE APPROVED TECHNICAL DRAWING

TOUS LES DESSINS DEMEURENT LA PROPRIÉTÉ DE LAMPOLITE
ALL DRAWINGS REMAIN THE PROPERTY OF LAMPOLITE

Part Number/numéro de produits:
AB-CAR-ST-36-INC



THE FINAL PRODUCT MAY VARY SLIGHTLY
COMPARE TO THE APPROVED TECHNICAL DRAWING

TOUS LES DESSINS DEMEURENT LA PROPRIÉTÉ DE LAMPOLITE
ALL DRAWINGS REMAIN THE PROPERTY OF LAMPOLITE

36 INCHES BOX

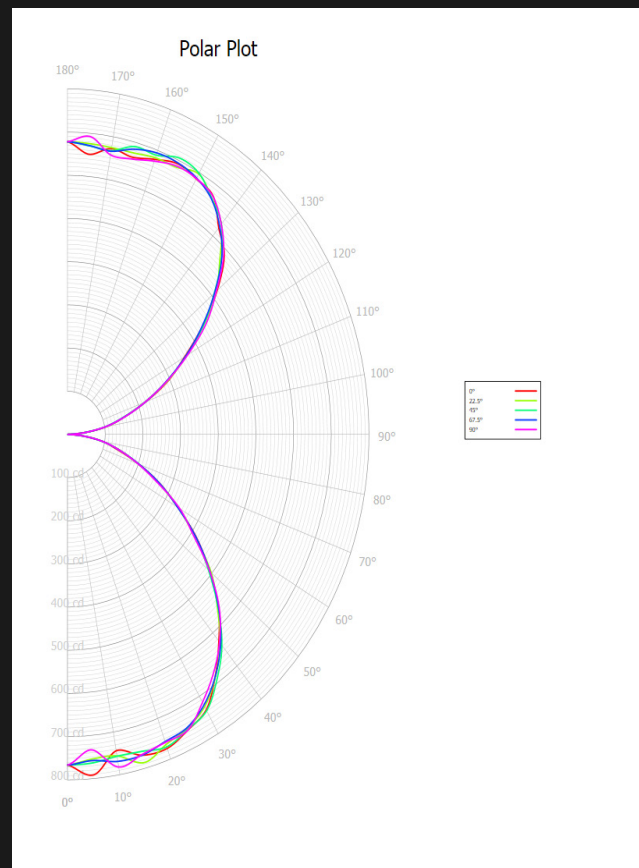
Incandescent

LUMINAIRE PROPERTIES

Number of lamps: 4
 Lumens per lamp: 1690.0
 Input watts: 400.0
 Distribution: Direct-Indirect
 Symmetry: Quadrilateral
 Photometric Type: C
 Luminous shape: Rectangle
 Luminous dimensions (feet)
 0 - 180 Axis: 3.0
 90 - 270 Axis: 3.0
 Height: 2.7

Average Luminaire Luminance (cd/m²)

	0.00	22.50	45.00	67.50	90.00
0.00	916	916	916	916	916
45.00	508	440	424	444	511
55.00	385	324	309	328	375
65.00	264	217	206	220	256
75.00	148	127	117	125	155
85.00	49	39	37	38	50



Photometric report with white fabric lamp shade

Candela Distribution

	0.00	22.50	45.00	67.50	90.00
0.00	766	766	766	766	766
5.00	791	755	763	758	733
10.00	744	756	757	769	782
15.00	769	787	760	769	767
20.00	774	764	770	757	759
25.00	756	751	754	750	755
30.00	736	728	739	724	716
35.00	684	684	692	684	675
40.00	625	629	638	632	628
45.00	567	562	565	567	570
50.00	492	498	488	493	493
55.00	419	412	414	417	408
60.00	339	339	341	337	344
65.00	271	267	268	271	263
70.00	200	200	200	202	199
75.00	138	146	144	144	144
80.00	95	94	95	95	95
85.00	40	41	41	40	40
90.00	1	1	1	1	1
95.00	43	43	44	43	43
100.00	107	105	102	103	103
105.00	157	156	154	156	156
110.00	221	218	218	220	219
115.00	296	293	289	289	290
120.00	359	365	363	362	368
125.00	438	441	440	436	450
130.00	518	515	508	510	516
135.00	588	572	578	579	586
140.00	624	635	635	628	635
145.00	674	667	667	666	673
150.00	683	696	698	685	684
155.00	691	682	706	694	686
160.00	678	682	688	694	673
165.00	665	675	690	684	660
170.00	672	674	667	666	657
175.00	651	676	671	671	692
180.00	678	678	678	678	678

Zonal Lumen Summary

Zone	Lumens	% Lamp	% Fixture
0.00 - 30.00	640	10	14
0.00 - 40.00	1067	16	23
0.00 - 60.00	1871	28	40
0.00 - 90.00	2337	35	50
90.00 - 120.00	506	7	11
90.00 - 150.00	1757	26	38
90.00 - 180.00	2337	35	50
0.00 - 180.00	4674	69	100

Total Luminaire Optical Efficiency = 69.14%

36 INCHES BOX

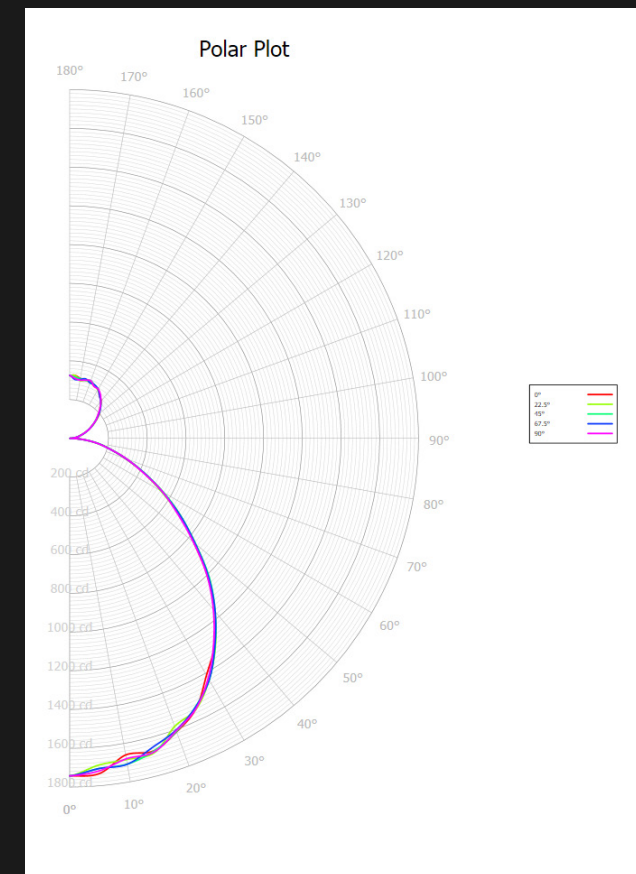
LED

LUMINAIRE PROPERTIES

Number of lamps: 10
 Lumens per lamp: 650.0
 Input watts: 90.0
 Distribution: Semi-Direct
 Symmetry: Quadrilateral
 Photometric Type: C
 Luminous shape: Rectangle
 Luminous dimensions (feet)
 0 - 180 Axis: 3.0
 90 - 270 Axis: 3.0
 Height: 2.6

Average Luminaire Luminance (cd/m²)

	0.00	22.50	45.00	67.50	90.00
0.00	2080	2080	2080	2080	2080
45.00	912	799	777	805	910
55.00	651	551	533	556	635
65.00	418	350	333	352	415
75.00	238	192	183	190	236
85.00	85	65	62	64	83



Photometric report with white fabric lamp shade

Candela Distribution

	0.00	22.50	45.00	67.50	90.00
0.00	1742	1742	1742	1742	1742
5.00	1737	1693	1711	1711	1723
10.00	1660	1684	1708	1708	1680
15.00	1670	1681	1672	1651	1676
20.00	1613	1583	1611	1603	1607
25.00	1541	1542	1532	1533	1540
30.00	1412	1438	1439	1439	1429
35.00	1303	1311	1308	1306	1295
40.00	1163	1162	1168	1167	1153
45.00	1005	1006	1020	1013	1002
50.00	835	846	848	845	833
55.00	697	690	701	696	679
60.00	553	544	560	552	554
65.00	421	423	426	425	417
70.00	306	313	316	311	316
75.00	217	216	220	214	215
80.00	145	142	145	143	141
85.00	68	66	68	65	66
90.00	3	3	3	3	3
95.00	18	19	20	18	19
100.00	41	40	41	39	40
105.00	58	58	57	57	58
110.00	81	82	81	83	80
115.00	108	110	108	109	110
120.00	137	138	137	136	134
125.00	169	164	167	165	165
130.00	199	195	193	196	190
135.00	221	221	224	226	221
140.00	253	246	250	248	249
145.00	267	271	272	269	276
150.00	294	288	292	293	293
155.00	297	301	303	304	297
160.00	313	307	317	305	317
165.00	313	309	310	318	310
170.00	314	303	313	309	305
175.00	326	325	317	305	311
180.00	325	325	325	325	325

Zonal Lumen Summary

Zone	Lumens	% Lamp	% Fixture
0.00 - 30.00	1343	21	26
0.00 - 40.00	2155	33	41
0.00 - 60.00	3548	55	68
0.00 - 90.00	4280	66	82
90.00 - 120.00	192	3	4
90.00 - 150.00	680	10	13
90.00 - 180.00	938	14	18
0.00 - 180.00	5218	80	100

Total Luminaire Optical Efficiency = 80.28%