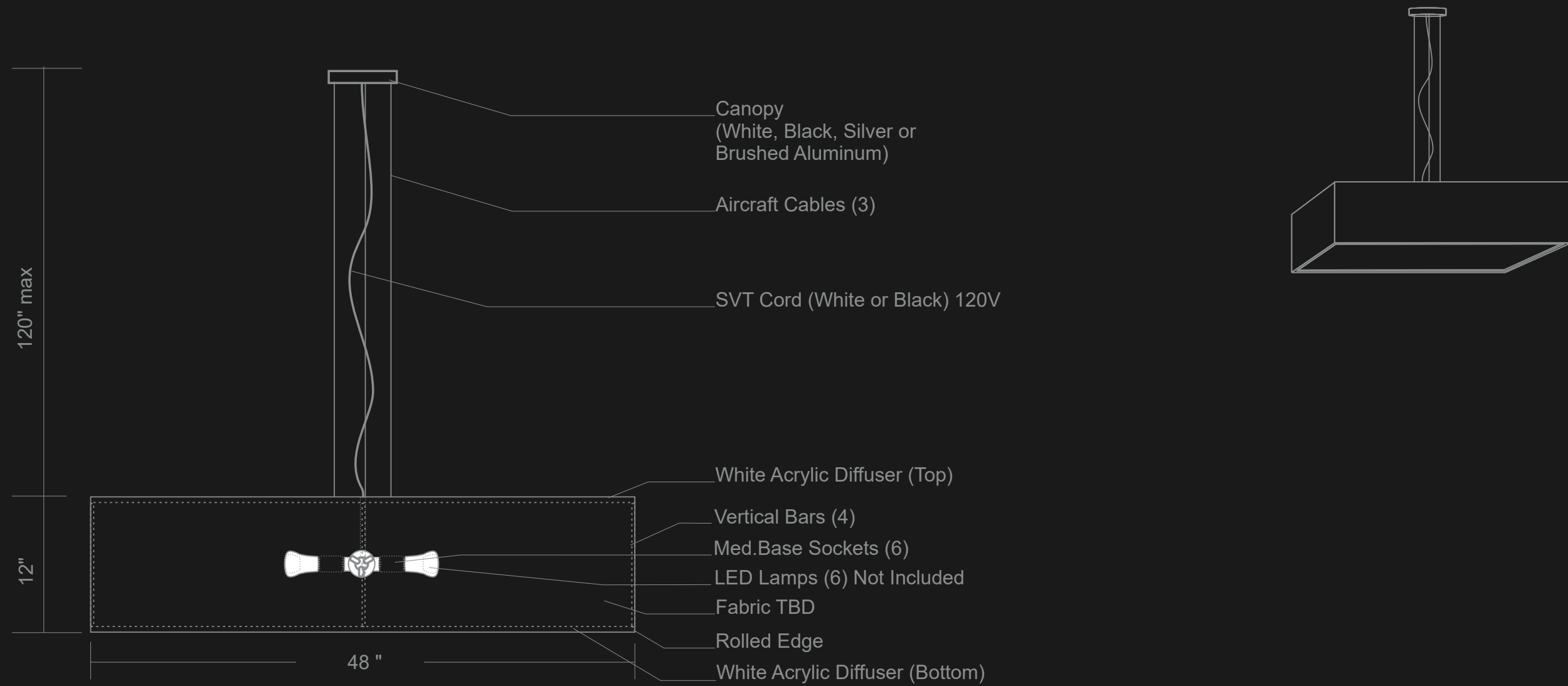


# LAMPOLITE

48 INCHES BOX  
Incandescent or LED




Part Number/numéro de produits:  
AB-CAR-SC-48-INC



THE FINAL PRODUCT MAY VARY SLIGHTLY  
COMPARE TO THE APPROVED TECHNICAL DRAWING

TOUS LES DESSINS DEMEURENT LA PROPRIÉTÉ DE LAMPOLITE  
ALL DRAWINGS REMAIN THE PROPERTY OF LAMPOLITE

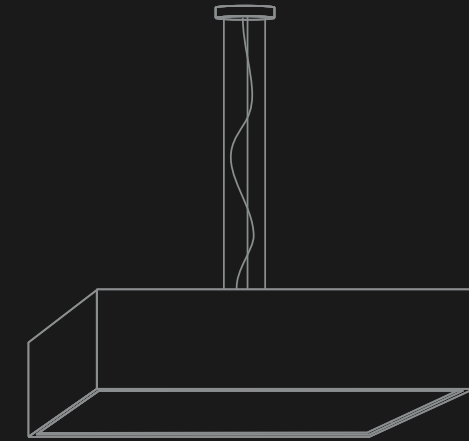
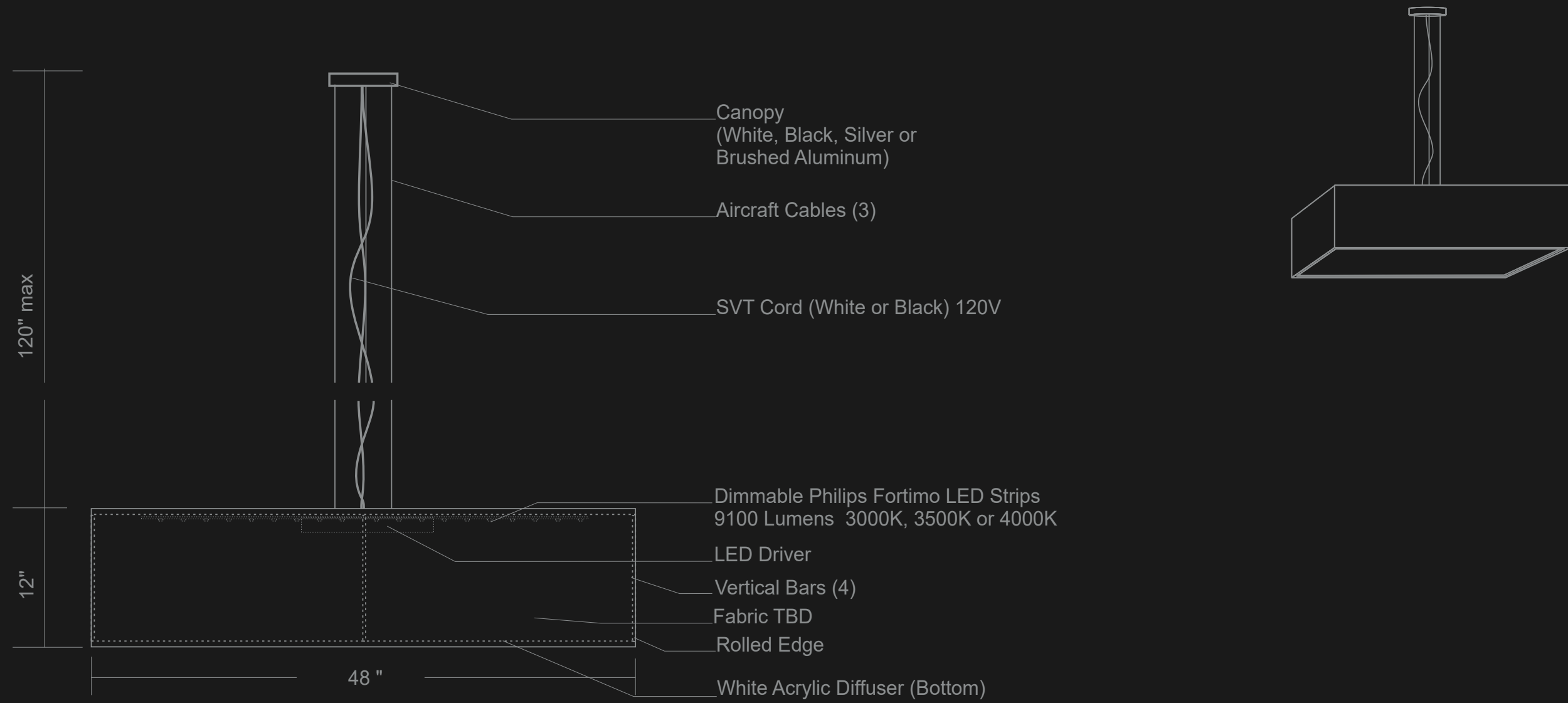
Part Number/numéro de produits:  
AB-CAR-ST-48-INC



THE FINAL PRODUCT MAY VARY SLIGHTLY  
COMPARE TO THE APPROVED TECHNICAL DRAWING

TOUS LES DESSINS DEMEURENT LA PROPRIÉTÉ DE LAMPOLITE  
ALL DRAWINGS REMAIN THE PROPERTY OF LAMPOLITE


**Part Number/numéro de produits:**  
AB-CAR-SC-48-LED



THE FINAL PRODUCT MAY VARY SLIGHTLY  
COMPARE TO THE APPROVED TECHNICAL DRAWING

TOUS LES DESSINS DEMEURENT LA PROPRIÉTÉ DE LAMPOLITE  
ALL DRAWINGS REMAIN THE PROPERTY OF LAMPOLITE

Part Number/numéro de produits:  
AB-CAR-ST-48-LED



THE FINAL PRODUCT MAY VARY SLIGHTLY  
COMPARE TO THE APPROVED TECHNICAL DRAWING

TOUS LES DESSINS DEMEURENT LA PROPRIÉTÉ DE LAMPOLITE  
ALL DRAWINGS REMAIN THE PROPERTY OF LAMPOLITE

# 48 INCHES BOX

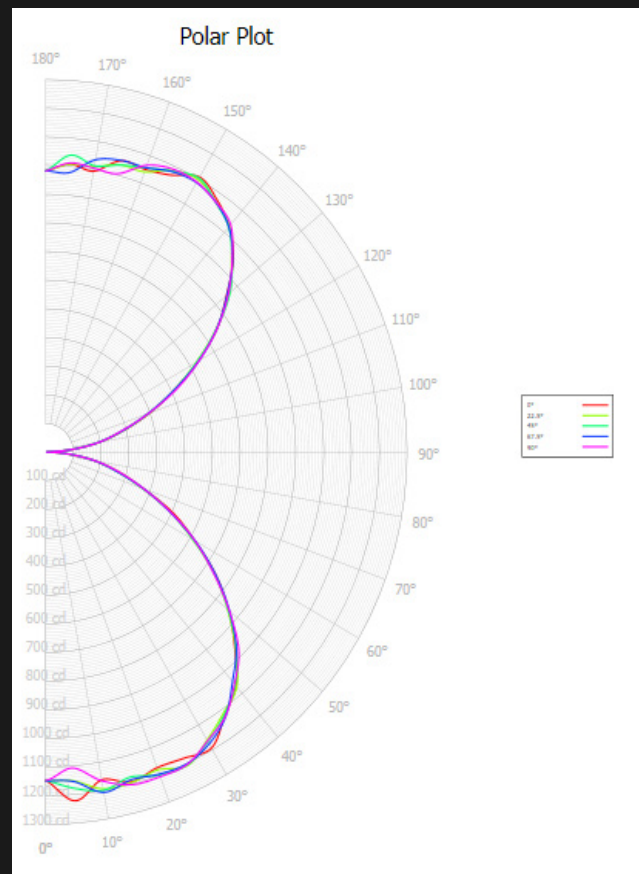
Incandescent

## LUMINAIRE PROPERTIES

Number of lamps: 6  
 Lumens per lamp: 1690.0  
 Input watts: 600.0  
 Distribution: Direct-Indirect  
 Symmetry: Quadrilateral  
 Photometric Type: C  
 Luminous shape: Rectangle  
 Luminous dimensions (feet)  
 0 - 180 Axis: 4.0  
 90 - 270 Axis: 4.0  
 Height: 2.6

## Average Luminaire Luminance (cd/m<sup>2</sup>)

	0.00	22.50	45.00	67.50	90.00
0.00	773	773	773	773	773
45.00	557	499	484	501	569
55.00	456	395	378	398	450
65.00	340	280	266	279	331
75.00	211	170	158	168	210
85.00	74	62	57	62	76



Photometric report with white fabric lamp shade

## Candela Distribution

	0.00	22.50	45.00	67.50	90.00
0.00	1147	1147	1147	1147	1147
5.00	1222	1152	1178	1154	1107
10.00	1162	1194	1199	1206	1165
15.00	1192	1195	1175	1185	1202
20.00	1173	1181	1200	1196	1206
25.00	1179	1208	1205	1201	1204
30.00	1193	1161	1168	1176	1165
35.00	1123	1114	1120	1128	1126
40.00	1064	1070	1061	1046	1057
45.00	962	965	971	969	983
50.00	859	855	857	863	863
55.00	747	741	741	746	737
60.00	619	611	614	622	620
65.00	508	494	493	493	495
70.00	374	371	370	376	374
75.00	276	270	267	268	276
80.00	180	184	182	182	186
85.00	80	85	84	85	82
90.00	4	4	4	4	3
95.00	93	87	88	90	90
100.00	196	193	193	193	196
105.00	290	290	287	286	283
110.00	399	398	390	393	393
115.00	510	509	510	509	521
120.00	632	627	629	637	638
125.00	754	749	751	752	754
130.00	849	863	866	852	859
135.00	955	946	948	951	949
140.00	1027	1030	1024	1025	1035
145.00	1075	1067	1065	1066	1066
150.00	1108	1097	1104	1086	1088
155.00	1066	1084	1081	1079	1089
160.00	1049	1040	1056	1056	1065
165.00	1052	1037	1037	1053	1005
170.00	995	1011	1014	1035	1006
175.00	1008	1008	1039	979	1012
180.00	981	981	981	981	981

## Zonal Lumen Summary

Zone	Lumens	% Lamp	% Fixture
0.00 - 30.00	1006	10	13
0.00 - 40.00	1706	17	25
0.00 - 60.00	3109	31	40
0.00 - 90.00	3982	39	51
90.00 - 120.00	913	9	12
90.00 - 150.00	2977	29	38
90.00 - 180.00	3873	38	49
0.00 - 180.00	7855	77	100

Total Luminaire Optical Efficiency = 77.46%

# 48 INCHES BOX

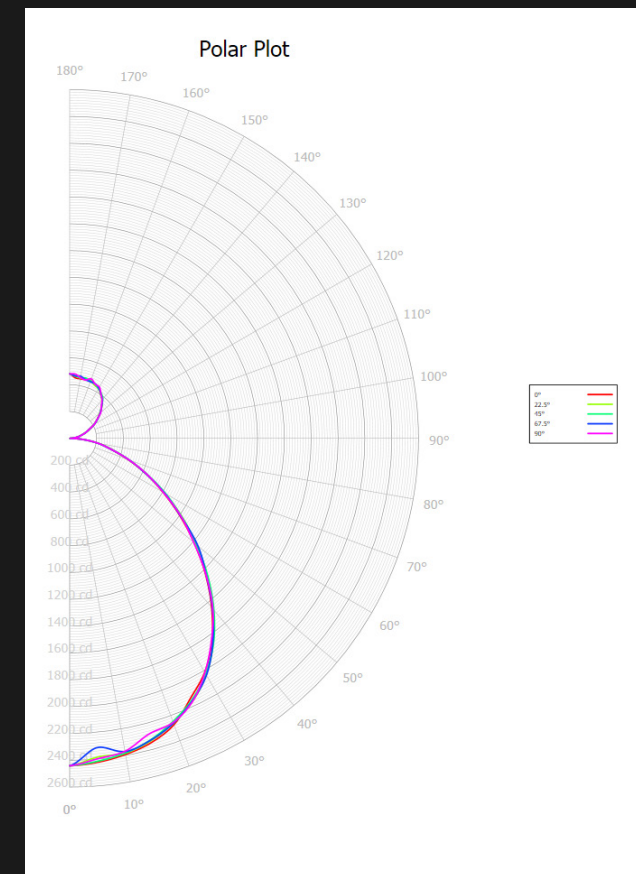
LED

## LUMINAIRE PROPERTIES

Number of lamps: 14  
 Lumens per lamp: 650.0  
 Input watts: 126.0  
 Distribution: Semi-Direct  
 Symmetry: Quadrilateral  
 Photometric Type: C  
 Luminous shape: Rectangle  
 Luminous dimensions (feet)  
 0 - 180 Axis: 4.0  
 90 - 270 Axis: 4.0  
 Height: 2.6

## Average Luminaire Luminance (cd/m<sup>2</sup>)

	0.00	22.50	45.00	67.50	90.00
0.00	1640	1640	1640	1640	1640
45.00	826	745	724	741	830
55.00	610	543	518	535	617
65.00	421	357	344	355	424
75.00	245	208	195	201	248
85.00	93	75	69	74	94



Photometric report with white fabric lamp shade

## Candela Distribution

	0.00	22.50	45.00	67.50	90.00
0.00	2441	2441	2441	2441	2441
5.00	2424	2386	2416	2315	2398
10.00	2393	2382	2382	2371	2369
15.00	2348	2335	2327	2330	2283
20.00	2272	2259	2248	2260	2254
25.00	2135	2164	2154	2161	2165
30.00	2013	2035	2026	2038	2016
35.00	1847	1864	1868	1860	1841
40.00	1645	1662	1672	1655	1659
45.00	1431	1445	1457	1438	1437
50.00	1211	1226	1235	1247	1207
55.00	1000	1022	1019	1007	1012
60.00	802	812	826	814	806
65.00	631	630	640	627	636
70.00	462	470	471	471	470
75.00	321	332	332	320	326
80.00	219	217	217	215	217
85.00	101	103	102	102	103
90.00	4	4	5	5	6
95.00	30	29	29	30	28
100.00	61	61	61	61	61
105.00	89	89	90	90	91
110.00	123	128	126	127	126
115.00	162	168	164	163	163
120.00	212	207	210	213	210
125.00	252	253	254	254	251
130.00	293	293	296	298	302
135.00	336	339	334	337	332
140.00	377	372	383	376	375
145.00	402	401	410	404	405
150.00	429	430	428	435	442
155.00	441	438	445	449	447
160.00	458	458	454	450	471
165.00	453	459	465	453	451
170.00	451	459	457	470	460
175.00	454	465	470	466	481
180.00	481	481	481	481	481

## Zonal Lumen Summary

Zone	Lumens	% Lamp	% Fixture
0.00 - 30.00	1886	21	25
0.00 - 40.00	3041	33	40
0.00 - 60.00	5057	56	67
0.00 - 90.00	6154	68	81
90.00 - 120.00	295	3	4
90.00 - 150.00	1032	11	14
90.00 - 180.00	1413	16	19
0.00 - 180.00	7567	83	100

Total Luminaire Optical Efficiency = 83.16%