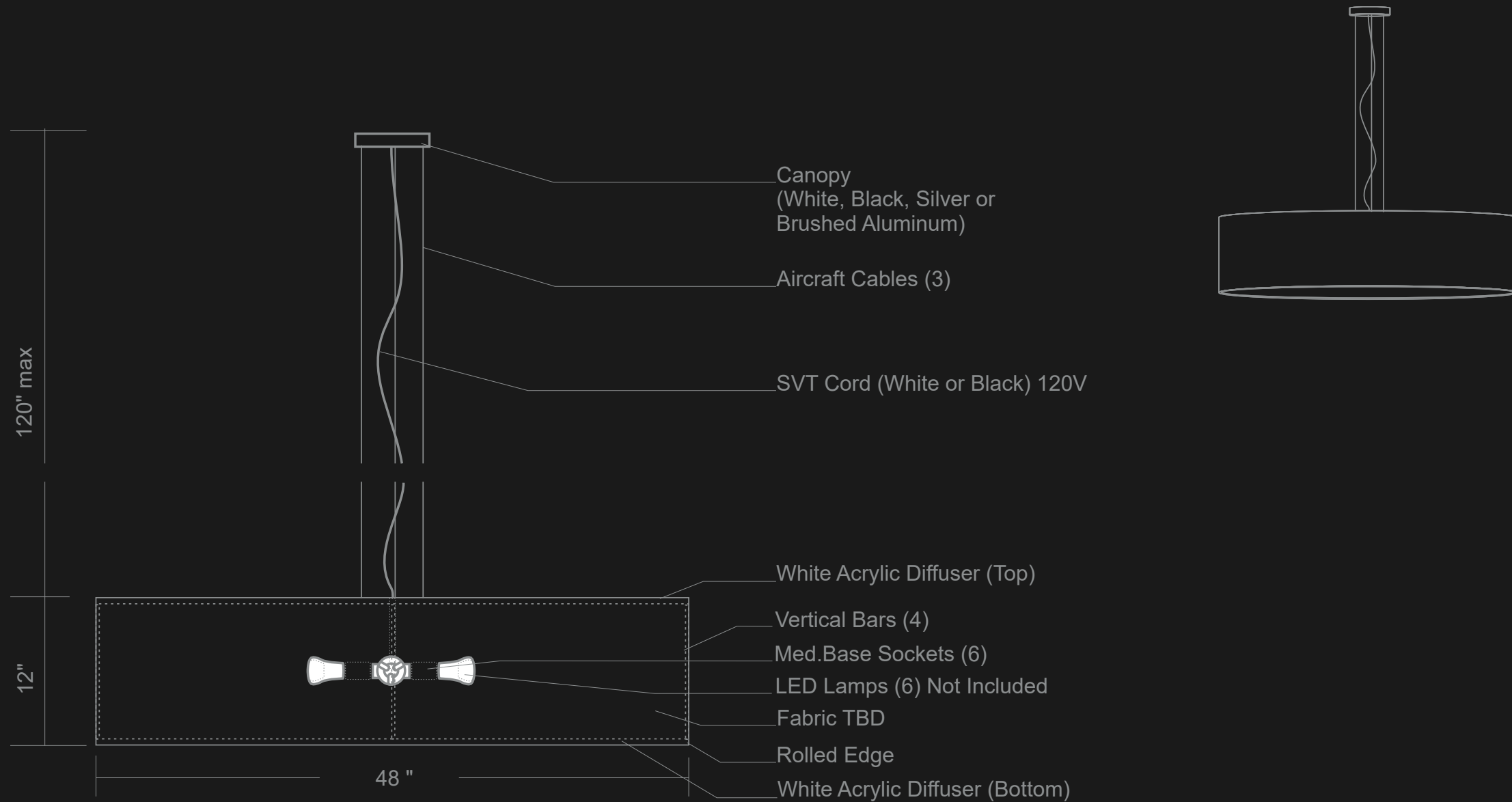


# LAMPOLITE

48 INCHES DRUM  
Incandescent or LED



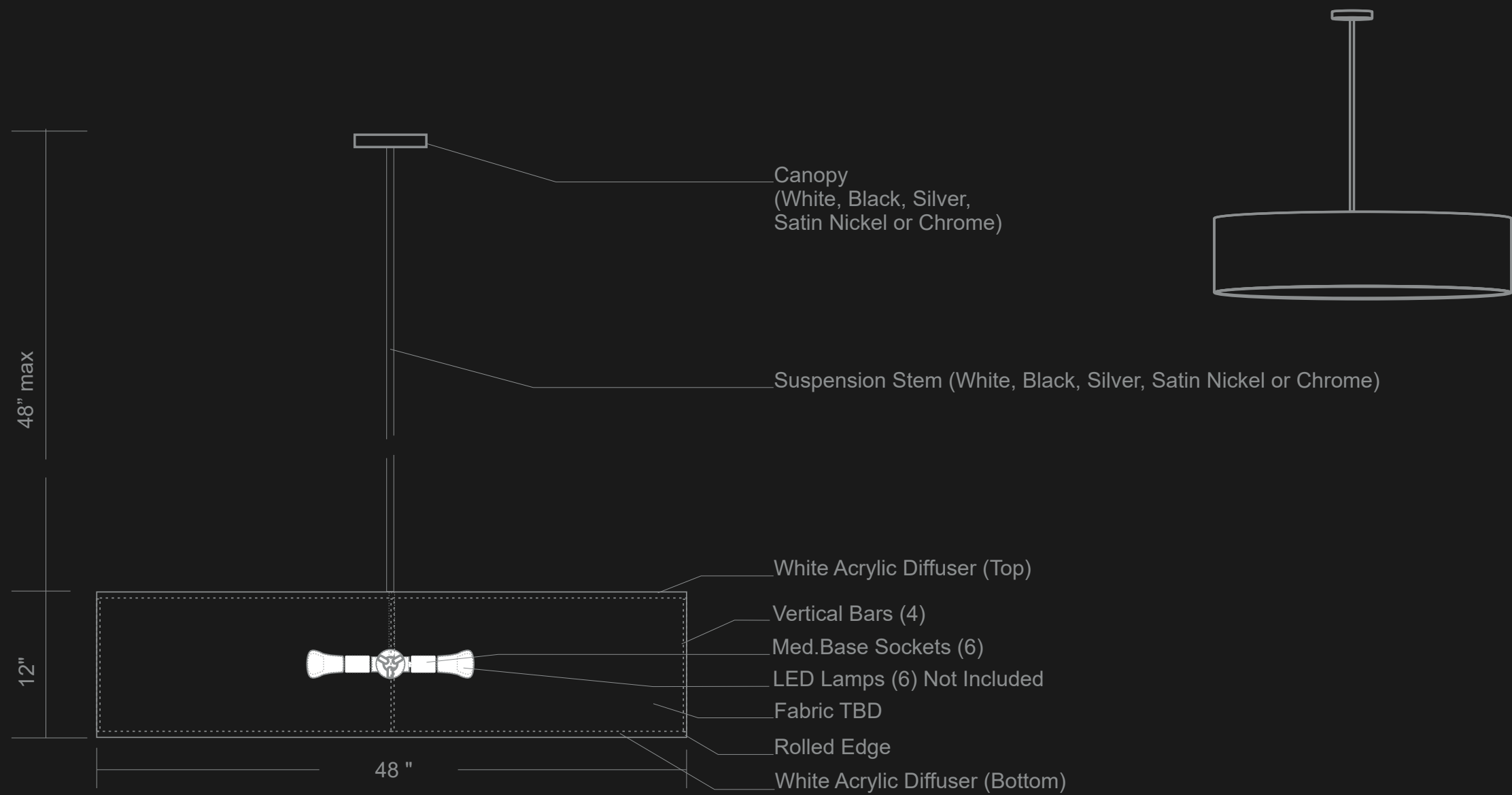
**Part Number/numéro de produits:**  
AB-DRUM-SC-48-INC



THE FINAL PRODUCT MAY VARY SLIGHTLY  
COMPARE TO THE APPROVED TECHNICAL DRAWING

TOUS LES DESSINS DEMEURENT LA PROPRIÉTÉ DE LAMPOLITE  
ALL DRAWINGS REMAIN THE PROPERTY OF LAMPOLITE

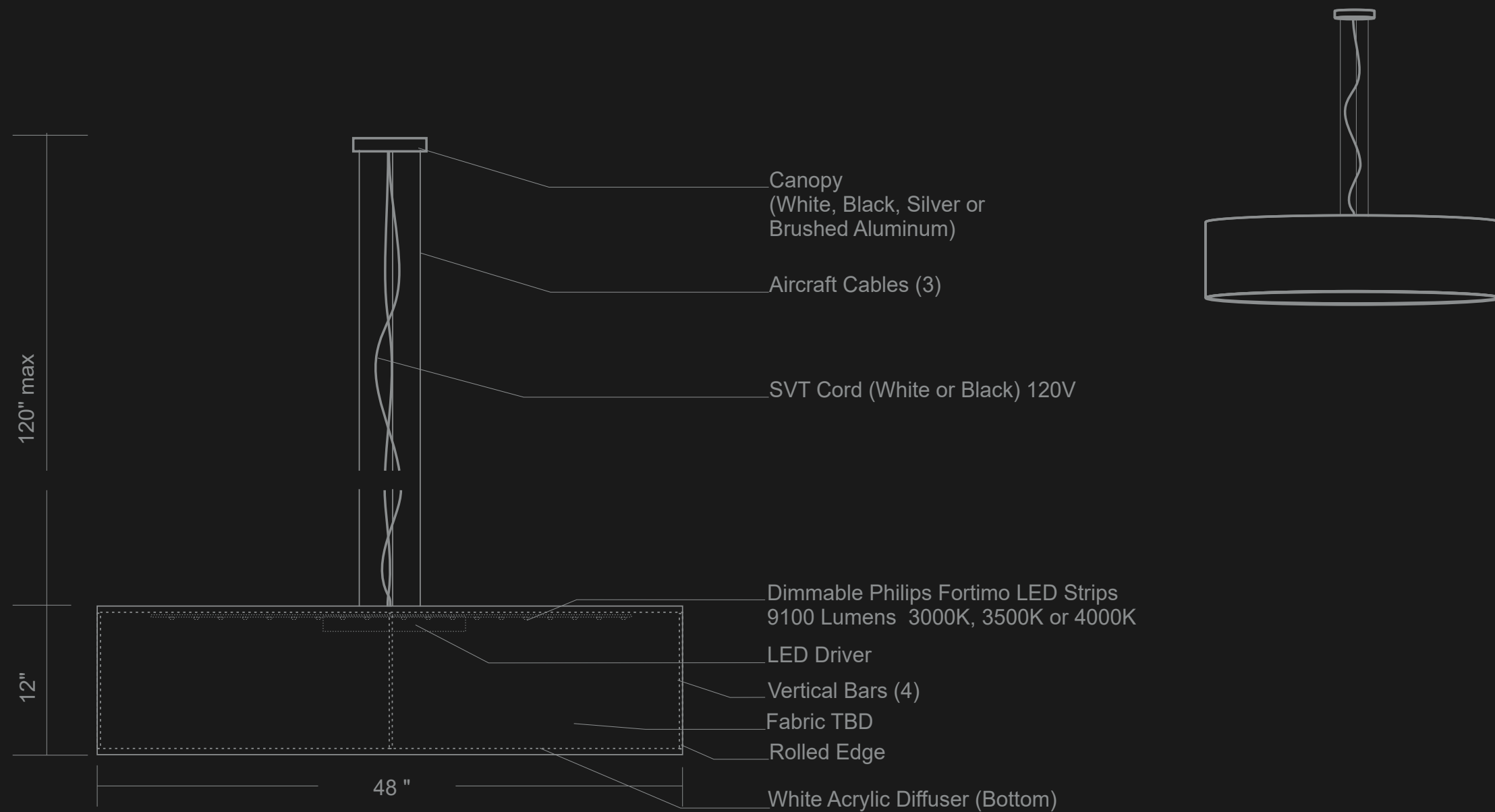
Part Number/numéro de produits:  
AB-DRUM-ST-48-INC



THE FINAL PRODUCT MAY VARY SLIGHTLY  
COMPARE TO THE APPROVED TECHNICAL DRAWING

TOUS LES DESSINS DEMEURENT LA PROPRIÉTÉ DE LAMPOLITE  
ALL DRAWINGS REMAIN THE PROPERTY OF LAMPOLITE

Part Number/numéro de produits:  
AB-DRUM-SC-48-INC



THE FINAL PRODUCT MAY VARY SLIGHTLY  
COMPARE TO THE APPROVED TECHNICAL DRAWING

TOUS LES DESSINS DEMEURENT LA PROPRIÉTÉ DE LAMPOLITE  
ALL DRAWINGS REMAIN THE PROPERTY OF LAMPOLITE



# 48 INCHES DRUM

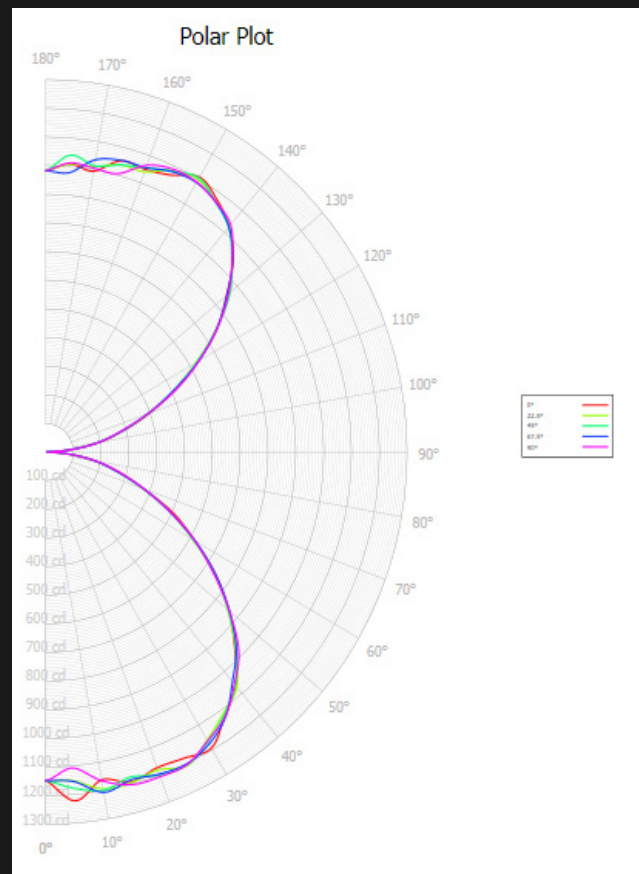
Incandescent

## LUMINAIRE PROPERTIES

Number of lamps: 6  
 Lumens per lamp: 1690.0  
 Input watts: 600.0  
 Distribution: Direct-Indirect  
 Symmetry: Quadrilateral  
 Photometric Type: C  
 Luminous shape: Rectangle  
 Luminous dimensions (feet)  
 0 - 180 Axis: 4.0  
 90 - 270 Axis: 4.0  
 Height: 2.6

## Average Luminaire Luminance (cd/m<sup>2</sup>)

	0.00	22.50	45.00	67.50	90.00
0.00	773	773	773	773	773
45.00	557	499	484	501	569
55.00	456	395	379	398	450
65.00	340	280	266	279	331
75.00	211	170	158	168	210
85.00	74	62	57	62	76



Photometric report with white fabric lamp shade

## Candela Distribution

Candela Distribution					
	0.00	22.50	45.00	67.50	90.00
0.00	1147	1147	1147	1147	1147
5.00	1222	1152	1178	1154	1107
10.00	1162	1194	1199	1206	1165
15.00	1192	1195	1175	1185	1202
20.00	1173	1181	1200	1196	1206
25.00	1179	1208	1205	1201	1204
30.00	1193	1161	1168	1176	1165
35.00	1123	1114	1120	1128	1127
40.00	1064	1070	1061	1046	1057
45.00	962	965	971	969	983
50.00	859	855	857	863	863
55.00	747	741	741	746	737
60.00	619	612	614	622	620
65.00	508	494	493	493	495
70.00	374	371	370	376	375
75.00	276	270	267	268	276
80.00	180	184	182	182	186
85.00	80	85	84	85	82
90.00	4	4	4	4	3
95.00	93	87	88	90	90
100.00	196	193	193	193	196
105.00	290	290	287	286	283
110.00	399	398	390	393	393
115.00	510	509	510	509	521
120.00	632	627	629	637	638
125.00	754	749	751	752	754
130.00	849	862	866	852	859
135.00	955	946	948	951	949
140.00	1027	1030	1024	1025	1035
145.00	1075	1066	1065	1066	1066
150.00	1108	1097	1104	1086	1088
155.00	1066	1084	1081	1079	1089
160.00	1049	1040	1056	1056	1065
165.00	1052	1037	1037	1053	1005
170.00	995	1011	1014	1035	1006
175.00	1008	1008	1040	979	1012
180.00	981	981	981	981	981

## Zonal Lumen Summary

Zone	Lumens	% Lamp	% Fixture
0.00 - 30.00	1006	10	13
0.00 - 40.00	1706	17	22
0.00 - 60.00	3109	31	40
0.00 - 90.00	3982	39	51
90.00 - 120.00	913	9	12
90.00 - 150.00	2977	29	38
90.00 - 180.00	3873	38	49
0.00 - 180.00	7855	77	100

Total Luminaire Optical Efficiency = 77.46%

# 48 INCHES DRUM

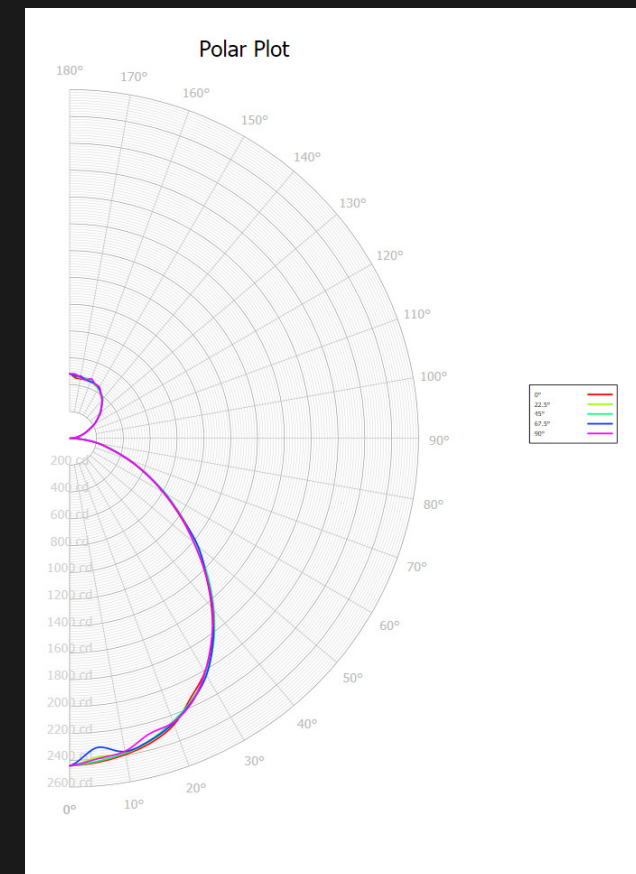
LED

## LUMINAIRE PROPERTIES

Number of lamps: 14  
 Lumens per lamp: 650.0  
 Input watts: 126.0  
 Distribution: Semi-Direct  
 Symmetry: Quadrilateral  
 Photometric Type: C  
 Luminous shape: Rectangle  
 Luminous dimensions (feet)  
 0 - 180 Axis: 4.0  
 90 - 270 Axis: 4.0  
 Height: 2.6

## Average Luminaire Luminance (cd/m<sup>2</sup>)

	0.00	22.50	45.00	67.50	90.00
0.00	1636	1636	1636	1636	1636
45.00	806	719	696	716	799
55.00	597	514	488	519	583
65.00	399	337	324	340	401
75.00	236	197	181	194	234
85.00	85	69	63	67	84



Photometric report with white fabric lamp shade

## Candela Distribution

	0.00	22.50	45.00	67.50	90.00
0.00	2429	2429	2429	2429	2429
5.00	2418	2400	2422	2436	2405
10.00	2353	2404	2383	2368	2378
15.00	2344	2346	2301	2323	2294
20.00	2245	2252	2221	2260	2244
25.00	2154	2162	2146	2128	2135
30.00	2007	2012	1998	1988	1999
35.00	1807	1817	1813	1820	1820
40.00	1622	1615	1611	1616	1594
45.00	1392	1391	1399	1385	1380
50.00	1187	1186	1171	1175	1180
55.00	976	965	958	974	954
60.00	785	773	773	772	772
65.00	597	594	602	599	601
70.00	444	440	439	438	435
75.00	309	314	307	203	207
85.00	92	95	93	92	91
90.00	3	3	3	3	3
95.00	28	29	29	29	31
100.00	62	63	62	64	64
105.00	95	94	94	95	91
110.00	133	131	131	134	129
115.00	176	172	172	172	171
120.00	218	215	217	215	218
125.00	263	264	264	259	263
130.00	310	311	305	306	308
135.00	344	348	341	350	350
140.00	382	390	385	385	384
145.00	416	416	417	416	409
150.00	426	447	436	450	443
155.00	453	461	456	461	455
160.00	477	467	467	475	470
165.00	463	477	473	471	466
170.00	492	471	485	484	481
175.00	470	486	468	488	478
180.00	462	462	462	462	462

## Zonal Lumen Summary

Zone	Lumens	% Lamp	% Fixture
0.00 - 30.00	1878	21	25
0.00 - 40.00	3007	33	40
0.00 - 60.00	4942	54	66
0.00 - 90.00	5975	66	80
90.00 - 120.00	305	3	4
90.00 - 150.00	1065	12	14
90.00 - 180.00	1458	16	20
0.00 - 180.00	7434	82	100

Total Luminaire Optical Efficiency = 81.69%